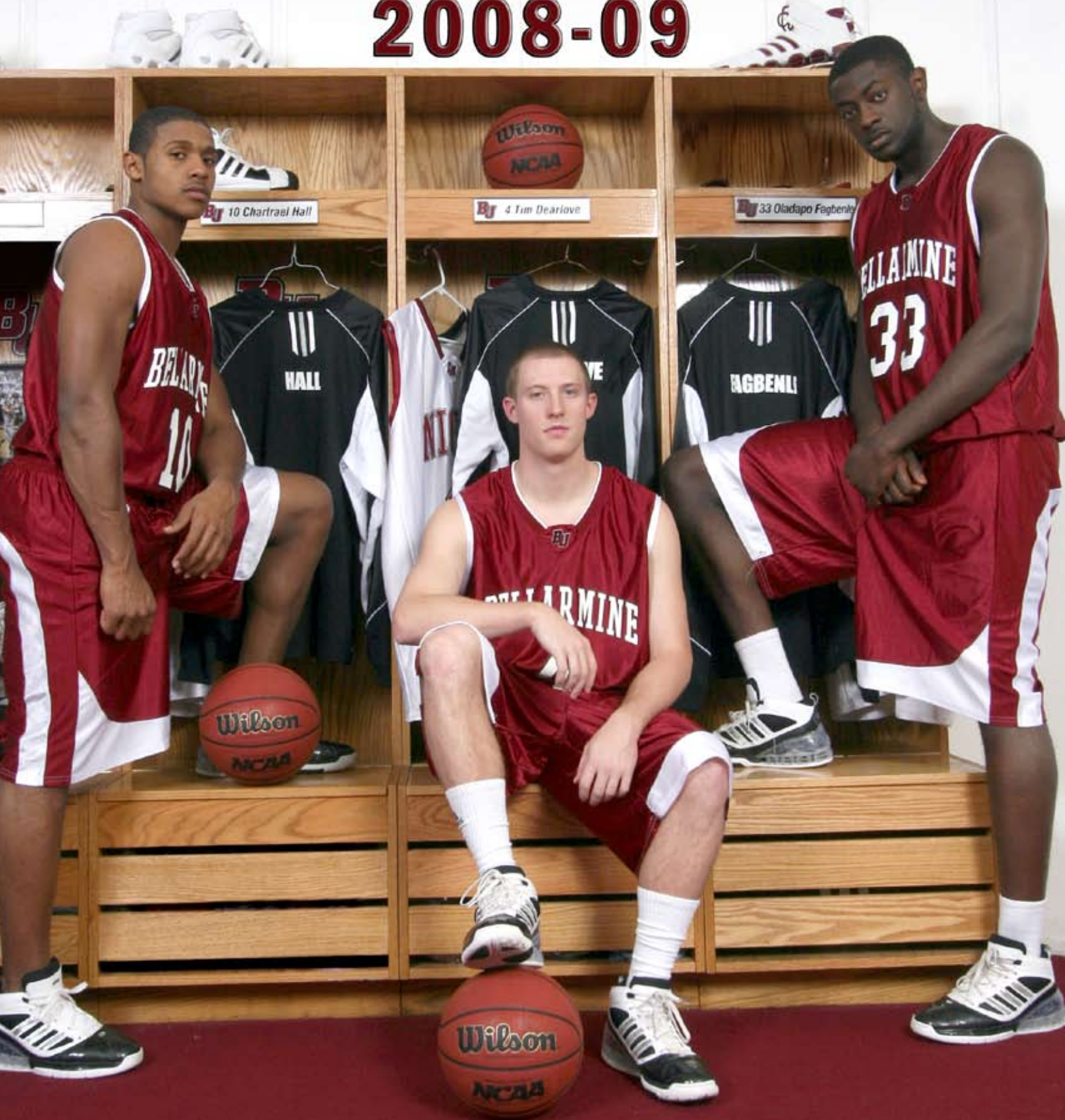


BELLARMINE KNIGHTS BASKETBALL 2008-09



SENIORS: CHARTRAEL HALL, TIM DEARLOVE, OLADAPU FAGBENLE

2008-09 MEN'S BASKETBALL SCHEDULE

Bellarmine Men's Basketball 2008-09

11/2	IU Southeast *	7:30 PM	HOME
11/8	Western Ky. *	7:00 PM	Away
11/25	Hillsdale Coll.	7:00 PM	Away
11/28	Fla. Southern	5:15 PM	E'ville
11/29	King College	5:15 PM	E'ville
12/4	Saint Joseph's	8:00 PM	Away
12/6	Indianapolis	8:00 PM	Away
12/13	Cumberlands	7:00 PM	HOME
12/17	Tusculum Coll.	6:00 PM	Away
12/19	W. Virginia St.	7:30 PM	Away
12/20	Pfeiffer	2:00 PM	WV**
12/29	West Liberty St.	6:00 PM	WV***
12/30	Wheeling Jesuit	8:00 PM	Away
1/2	Northern Ky.	8:00 PM	HOME
1/8	Ky. Wesleyan	8:00 PM	HOME
1/10	So. Indiana	8:00 PM	HOME
1/15	Mo.-St. Louis	5:30 PM	Away
1/17	Rockhurst Univ.	3:00 PM	Away
1/22	Drury Univ.	8:00 PM	HOME
1/24	Missouri S & T	3:15 PM	HOME
1/29	Quincy Univ.	7:30 PM	Away
1/31	Lewis Univ.	3:00 PM	Away
2/5	Wisc.-Parkside	8:00 PM	HOME
2/7	Saint Joseph's	3:15 PM	HOME
2/12	Ky. Wesleyan	7:30 PM	Away
2/14	Wisc.-Parkside	3:00 PM	Away
2/19	Lewis Univ.	8:00 PM	HOME
2/21	Indianapolis	8:00 PM	HOME
2/26	Northern Ky.	7:45 PM	Away

*exhibition (Times are local for game site)

** at Institute, WV

** at Wheeling, WV



CONTENTS AND DIRECTORY

THE 2008-09 KNIGHTS

2008-09 Season Preview	2
Coaching Staff	3
Roster	4
Player Profiles	5

SEASON REVIEW (2007-08)

2007-08 Season Stats	16
GLVC Information and Standings	17
2008-09 Opponents	18
Program Records	20
Honor Roll	23
All-Time Results	24

BELLARMINI UNIVERSITY

Bellarmino President, Athletics Director	30
Bellarmino Athletics Staff	31
Athletics Facilities	32
Bellarmino University and Louisville, KY	33
Notable BU Personalities	34
GLVC Sportmanship	35

SUPPORTERS

MetroMedical Solutions/United Electric	36
Environmental Safety Technologies	37
Century Mortgage/ PNC	38
Shively/O'Shea's-Brendan's-Flanagan's	39
Friends of Bellarmino	40
Knights Travel	41

ATHLETICS ADMINISTRATION

Athletics Director, Scott Wiegandt	452.8496
Assistant Athletics Director, Jim Vargo	452.8042
Assistant Athletics Director, Marilyn Staples	452.8408
Athletics Secretary, Linda Burt	452.8381
Athletics Secretary, Traci Siemens	452.8380
Sports Information Director, John Spugnardi	452.8078
Cell phone	905.0922
Asst. Sports Information Director, Jon Auten	452.8078

HEAD COACHES

Baseball, Deron Spink	452.8278
Basketball-Men, Scott Davenport	452.8383
Basketball-Women, David Smith	452.8382
Cross Country-Men & Women, Jim Vargo	452.8042
Field Hockey, Don Hubbuch	452.8362
Golf-Men, Ernie Denham	452.8380
Golf-Women, Art Henry	452.8380
Lacrosse, Jack McGetrick	452.8397
Soccer-Men & Women, Tim Chastonay	452.8043
Softball, Renee Hicks	452.8041
Tennis - Men, Todd Murphy	452.8380
Tennis - Women, John Mican	452.8380
Track & Field - Men & Women, Jim Vargo	452.8042
Volleyball, Dan Palmer	452.8380

OTHER CONTACT INFORMATION

Knights Hall	452.8206 or 452.8207
Sports Information:	jspugnardi@bellarmine.edu athletics.bellarmino.edu

Knights Hall is equipped with wireless capability. Additional phone lines for electronic transmissions are available upon request. All numbers are 502 area code.

MEDIA INFORMATION

All media are encouraged to attend Bellarmino athletic contests. For information regarding admission passes and seating location for the media, please contact the sports information office at 502.452.8078.

Rosters, schedules, notes, game stories, and additional athletics information is typically available at athletics contests, as well as on the web at athletics.bellarmino.edu.

Bellarmino team practice sessions are typically open to the media. Please contact the sports information office for practice locations and times. On occasion, practice sessions may be closed to the media.

Interviews with coaches can be set up through the sports information office or by calling the coaches directly. To arrange an interview with a student-athlete, media should contact the sports information office to set up a time.

Bellarmino will not release the home or cell phone numbers of student-athletes. Excusing a player from practice to conduct a media interview is at the discretion of the coach.

LOCAL MEDIA OUTLETS

THE COURIER-JOURNAL 525 West Broadway Louisville, KY 40202 Phone: (502) 582-4361 Fax: (502) 582-7186 www.courier-journal.com	THE VOICE TRIBUNE 3818 Shelbyville Road Louisville, KY 40207 Phone: (502) 897-8900 Fax: (502) 897-8915 www.voice-tribune.com	WHAS 11 TV (ABC) 520 West Chestnut St. Louisville, KY 40201 Phone: (502) 582-7840 Fax: (502) 585-5992 www.whas11.com
ICN 2 TV (Insight Cable) 4701 Commerce Crossing Dr. Louisville, KY 40229 Phone: (502) 357-4660 Fax: (502) 357-4662 www.icn2.tv	WAVE 3 TV (NBC) 725 So. Floyd St. Louisville, KY 40203 Phone: (502) 561-4145 Fax: (502) 561-4105 www.wave3.com	WLKY 32 TV (CBS) 1918 Mellwood Ave. Louisville, KY 40206 Phone: (502) 891-4920 Fax: (502) 896-0725 www.thelouisvillechannel.com
THE JEFF. EVENING NEWS P.O. Box 867 Jeffersonville, IN 47131 Phone: (812) 283-6636 Fax: (812) 284-7081 www.news-tribune.net	WDRB FOX 41 TV (Fox) 624 W. Muhammed Ali Blvd. Louisville, KY 40202 Phone: (502) 561-7704 Fax: (502) 568-6751 www.wdrb.com	790 WKRD Radio 4000 #1 Radio Drive Louisville, KY 40218 Phone: (502) 479-2194 Fax: (502) 479-2224 www.790wkrd.com
NEW ALBANY TRIBUNE 303 Scribner Drive New Albany, IN 47150 Phone: (812) 944-6481 Fax: (812) 949-6585 www.news-tribune.net	WHAS 840 AM 4000 #1 Radio Drive Louisville, KY 40218 Phone: (502) 479-2200 Fax: (502) 479-2232 www.whas.com	

2008-09 SEASON PREVIEW

As the Bellarmine Knights begin the 2008-09 basketball season, fourth year Head Coach Scott Davenport and his team must contend with several challenges while seeking to post a successful campaign on the court.

As it is each year, playing in the highly competitive Great Lakes Valley Conference East division remains a tough test of the Knights' abilities. Final standings from the previous year reveal a tough division where five of seven teams finished with a winning record in GLVC play. Last year's co-leaders in the East, Northern Kentucky and Kentucky Wesleyan, enter the year ranked sixth and twenty-second respectively in the NABC preseason poll. Add to that a Drury team that won the West division, captured the league championship, and enters the season ranked eighteenth in the NABC preseason poll, and you have a conference where the competition promises to be formidable.

The challenges of a tough schedule begin even before GLVC competition kicks in. Coach Davenport has noted that others in the coaching ranks have stated that Bellarmine has one of the toughest non-conference schedules in the country. With a match against Florida Southern, ranked fourth in the NABC preseason poll and second in the DII Bulletin preseason poll, and only one of nine non-conference games at home, the Knights will be tested early while gaining some valuable experience.

Coach Davenport faces another challenge as he looks to replace a trio of seniors that provided leadership, scoring and rebounding. Dzafllo Larkai, Jamie Jackson and Adam Brames provided 42.7 of the Knight's 75.3 points per game while pulling down 13.7 of the team's 33.1 rebounds per game. Finding the players who will fill these shoes is where the primary challenge and greatest promise of the new season lies.

After helping to lead the Knights to a 17-11 record last year, Chartrael Hall returns for his senior season to once again start at the point guard position for the team. Hall, who played his first two seasons at Spalding University, now has a year of experience playing in the demanding GLVC. Among BU's returning players, Hall tops the list in scoring average (9.4), rebounds per game (4.5), assists (107), steals (29) and minutes per game (28.6). Providing strong leadership on and off the court, Hall plays the point with great physical prowess while deftly distributing the ball and crashing the boards as ferociously as any guard in the league.

A trio of Knights will be vying for the "2-guard" spot next to Hall in the starting lineup. Juniors Steve Pogue and Kevin Allen will be challenged by freshman Braydon Hobbs as Coach Davenport looks to name a starting shooting guard. Coming off the bench, Pogue and Allen provided 22.2 and 12.3 minutes per

game respectively last season for Bellarmine. Hobbs joins the Knights after a notable career playing for New Albany High School in Indiana. Justin Benedetti, Tim Dearlove and Doug Davenport, along with Vincennes University transfer Forrest Smallwood, all look to provide valuable minutes in the backcourt.

Coach Davenport will be looking for scoring and rebounding muscle in a front court that also promises to feature some new faces in the starting lineup for the Knights this year. Mark Veith returns for his junior year after starting 26 of 28 games for BU as a sophomore. Veith will be seeking to improve on his six points per game average as the Knights head into the 08-09 campaign. Campbell University transfer Oladapo Fagbenle stands 6-9 and offers the Knights mobility at the center position while maintaining a real shot-blocking presence in the paint. Junior Andrew Patterson, a 6-6 transfer from Niagara, will provide Knights fans a lot to cheer about as his athleticism and jumping ability often lead to exciting dunks and blocked shots. Playing mostly on the wing, "A.P." will be a strong inside-outside offensive threat with his shooting and driving ability. Junior Andrew Parks and sophomore Nick Holmes will also be called upon to provide toughness and minutes in the interior. Pogue and Benedetti may find themselves logging minutes in the front court as well.

The Knights start the season with two exhibition games, a home contest versus IU Southeast, and a road test against Western



Kentucky. After this Coach Davenport's squad will open their regular season with a game at Hillsdale College. The Knights traveling ways will continue throughout November and December as they play only one home tilt in the final two months of the year. Battle-tested by this string of road matches, Bellarmine will return to Knights Hall for their conference home opener against highly regarded Northern Kentucky on Jan. 2 to be followed by a Jan. 8 contest with equally tough Kentucky Wesleyan.

COACHING STAFF



HEAD COACH SCOTT DAVENPORT

Scott Davenport is entering his fourth season as head coach at Bellarmine. On April 29, 2005, Davenport took over the reigns of a program that had finished in last place in the Great Lakes Valley Conference the previous season and immediately instilled new hope among players and fans.

In his debut season, he led the team to its first .500 finish since 2001, and its first conference tournament appearance since 2002. He followed that up with a 12-15

mark in 2006-07, which included three losses in the NABC Classic at Freedom Hall against NCAA Division I opponents Louisville, Ohio, and Saint Joseph's.

Last season Coach Davenport and the Knights once again finished with a winning record at 17-11 and returned to the GLVC Tourney where they lost in the first round to eventual champion Drury. Since Davenport has taken over at Bellarmine, attendance at men's basketball games has almost doubled.

Prior to arriving at Bellarmine, Davenport spent nine seasons as an assistant coach at the University of Louisville. With Davenport on staff, the Cardinals were 185-106 and made six trips to the NCAA Tournament, including a Final Four appearance in 2005. While there, Davenport worked under both Rick Pitino and Denny Crum, and assisted in all facets of the program, including game preparation, individual instruction, scheduling, and recruiting. He was also director of the program's summer youth camps.

Before heading to Louisville, Davenport spent 10 seasons as the

head boy's coach at Ballard High School. He led the team to a state championship in 1988 and a runner-up finish in 1987 while compiling a 268-59 record. Forty-one of his fifty-five seniors at Ballard went on to play college basketball, and two of his stand-outs, DeJuan Wheat and Allan Houston, made it to the NBA after stellar careers at the University of Louisville and the University of Tennessee respectively. His squads also took out six regional championships.

Prior to coaching at Ballard, Davenport spent a season under Mike Polio at Virginia Commonwealth University on a staff that also included assistant coaches Tubby Smith, now the head coach at Kentucky, and Ray Harper, former head coach at Kentucky Wesleyan. He was also a graduate assistant at the University of Louisville during the 1983-84 and 1984-85 seasons.

In addition to those coaching stints, Davenport was one of 12 coaches selected from across the nation to work at the Nike All-America Camp from 1989-95. He was also a 1986 Kentucky Derby Festival McDonald's All-Star Game Coach and was chosen as assistant coach for the 1983 Kentucky/Indiana All-Star game.

A Louisville native, Davenport and his wife Sharon have two sons, Russ, 22, who graduated from Bellarmine and now serves on the Bellarmine basketball staff, and Doug, 19, who is a junior on the Knights' basketball team.

COLLEGE RECORD

2007-08	Bellarmine	17-11
2006-07	Bellarmine	12-15
2005-06	Bellarmine	14-14
2004-05	Louisville*	33-5
2003-04	Louisville*	20-10
2002-03	Louisville*	25-7
2001-02	Louisville*	19-13
2000-01	Louisville*	12-19
1999-00	Louisville*	19-12
1998-99	Louisville*	19-11
1997-98	Louisville*	12-20
1996-97	Louisville*	26-9
Career Record:		228-146 (61%)

* Assistant Coach



ASST. COACH DREW COOPER Drew Cooper is in his second stint at Bellarmine, and his second year under Scott Davenport. A Louisville native and graduate of St. Xavier High School, Cooper was a former volunteer assistant coach with Bellarmine in 2001-02, after finishing a stellar playing career.

Cooper was also an graduate assistant at Northern Kentucky during the 2002-03 season and was an assistant at Babson College, just outside of Boston, from 2003 to 2005. He was named the head coach at Division III Wheelock College, in Boston, in 2006 and held that post until joining Bellarmine in August of 2007.

As a player, Cooper scored over 2,000 points at Assumption College in Worcester, Mass. where he was a two-time NABC Division II Honorable Mention All-America selection. He was also a three-time all-conference pick, and played professionally in Europe and in the International Basketball League in the U.S.

Cooper has a two-year old daughter, Delaney Marie.



ASST. COACH MARK BUGG

Mark Bugg is in his fourth year as an assistant coach at Bellarmine. Prior to coming to Bellarmine, he spent 19 years as a high school coach in the Louisville area, including 10 seasons as Davenport's assistant at Ballard. In 1988, he and Davenport helped direct the Bruins to a state championship. Most recently, Bugg was an assistant coach at St. Xavier High School. Bugg is also a former player, suiting up alongside Davenport at Iroquois High School, and later for Eastern Kentucky University.

Bugg is currently a teacher at Ballard High in Louisville.

2008-09 ROSTER



ALPHABETICAL ROSTER

14 Kevin Allen
15 Justin Benedetti
20 Kevin Cain
11 Doug Davenport
4 Tim Dearlove
33 Oladapo Fagbenle
10 Chartrael Hall
3 Braydon Hobbs
24 Nick Holmes
21 Andrew Parks
25 Andrew Patterson
23 Steve Pogue
5 Forrest Smallwood
31 Luke Sprague
32 Mark Veith

PRONUNCIATION

Chartrael: SHAR-trell
Benedetti: BEN-uh-debt-ee
Pogue: POAG
Veith: VITHE (long "i")
Oladapo: OH-la-DAH-p-oh
Fagbenle: FAH-bin-lay

NO.	NAME	POSITION	HEIGHT	CLASS	HOMETOWN	HIGH SCHOOL (PREVIOUS COLLEGE)
3	Braydon Hobbs	G	6-5	FR	New Albany, Ind.	New Albany H.S.
4	Tim Dearlove	G	6-2	SR	Martinsville, Ind.	Martinsville (UW-Green Bay)
5	Forrest Smallwood	G	6-4	SO	Louisville, Ky.	Male H.S. (Vincennes)
10	Chartrael Hall	G	6-2	SR	Louisville, Ky.	Manual H.S. (Spalding)
11	Doug Davenport	G	6-0	JR	Louisville, Ky.	Ballard H.S.
14	Kevin Allen	G	5-10	JR	Goshen, Ky.	North Oldham H.S.
15	Justin Benedetti	G	6-4	SO	New Albany, Ind.	Providence H.S.
20	Kevin Cain	G	6-3	FR	Louisville, Ky.	Holy Cross
21	Andrew Parks	F	6-4	JR	Corbin, Ky.	Corbin H.S.
23	Steve Pogue	F	6-5	JR	Cincinnati, Ohio	Oak Hills (Miami-Ohio)
24	Nick Holmes	F	6-7	SO	Cincinnati, Ohio	Elder H.S.
25	Andrew Patterson	F	6-6	JR	Hartford, Conn.	The Master's School (Niagara)
31	Luke Sprague	F	6-8	FR	Newburgh, Ind.	Castle H.S.
32	Mark Veith	F	6-6	JR	Cincinnati, Ohio	Saint Xavier H.S.
33	Oladapo Fagbenle	C	6-9	SR	London, England	The Master's School (Campbell)

Head Coach: Scott Davenport

Assistant Coach: Drew Cooper

Assistant Coach: Mark Bugg

Director of Operations: Russ Davenport

Team Managers: Michael Scott, Derek Storc

Team Trainer: Brad Bluestone

PLAYER PROFILES

Tim Dearlove

4

TIM DEARLOVE


6-2 • Senior • Guard

Martinsville, Ind.

Martinsville High/University of Wisconsin-Green Bay

Major: Physical Therapy

Parents: Tim and Jeannine Dearlove



2007-08: Averaged eight minutes in 20 games as a reserve...Started one game against West Virginia Tech...Played a season high 18 minutes against Northern Kentucky...Was six of six from the line while scoring nine points at Quincy...Also made all four free throw attempts versus Rockhurst...Pulled down three rebounds against West Virginia Tech.

2006-07: Suited up in one exhibition game for UW-Green Bay before transferring to Bellarmine at semester...Practiced but did not play with the Knights during his second semester.

2005-06: Came off the bench in 12 games as a freshman...Connected on his only two shots for the season...Scored a three-pointer in 95-70 loss at Youngstown State (Jan. 5)...Played a season-high eight minutes, scoring three points and adding an assist and rebound in 106-58 blow-out over Northern Michigan...Collected one rebound and a pair of assists on season.

HIGH SCHOOL: Played for Coach Tim Wolf at Martinsville...Was a two-year team captain and All-Conference selection...Averaged 19 points and 6 rebounds per game as a senior on his way to earning Team MVP honors...Also chipped in four assists per game during his senior year...As a freshman, helped team to sectional championship and spot in the Indiana Elite Eight...Also was a member of the National

SEASON	GP	GS	FG	MA	PCT.	3PT	MA	PCT.	FTM	FTA	PCT.	REB	O-D	TOTAL	AVG.	PF	FO	AST.	TO	BLK	STL	PTS	AVG
2007-08	21	1	7	21	.333	4	14	.286	5	7	.714	4	10	14	0.7	8	0	11	12	0	3	33	1.6
2005-06*	12	0	2	2	1.000	2	2	1.000	1	3	.333	0	1	1	0.1	5	0	2	1	0	0	7	0.6
TOTAL	33	1	9	22	.409	6	16	.375	6	10	.600	4	11	15	0.45	13	0	13	13	0	3	40	1.2

*STATS FROM WISCONSIN-GREEN BAY

PLAYER PROFILES

Chartrael Hall



10

6-2 • Senior • Guard

Louisville, Ky.


DuPont Manual High/

Spalding University

Major: Communication

Parents: Sandford and

Chantry Hall



CAREER HIGHLIGHTS

2007-08: First season at Bellarmine as a junior transfer from Spalding...Was second on the team in assists at 107...Third on the team in rebounds at 4.5 per game...Third high in steals with 29 on the year...Fourth highest scorer for the Knights at 9.4 per game...Made an immediate impact in first game with 14 points, 9 rebounds and 3 steals versus Hillsdale...Led the team against Northwest Missouri State with a season high 24 points...Was eight for eight from the charity stripe against Southwest Minnesota State...Recorded 8 assists in the match with West Virginia Tech as well as the game against Lincoln Memorial...Had three steals in three different games...Started 25 of 26 games played while averaging 28.6 minutes per game.

2006-07: Was a team-captain at Spalding during his sophomore year...Put up 14.0 points, 8.2 rebounds, and 6.0 assists a game, while helping lead Spalding to the NAIA national tournament... Scored a season-high 31 points against the College of the Ozarks... Also posted 2.4 steals per game, including one 6-steal effort.

2005-06: As a freshman, averaged 6.8 points and 4.0 rebounds for Spalding...Led team with 2.3 assists and 2.0 steals per game...Had a season-high 11-assist game.

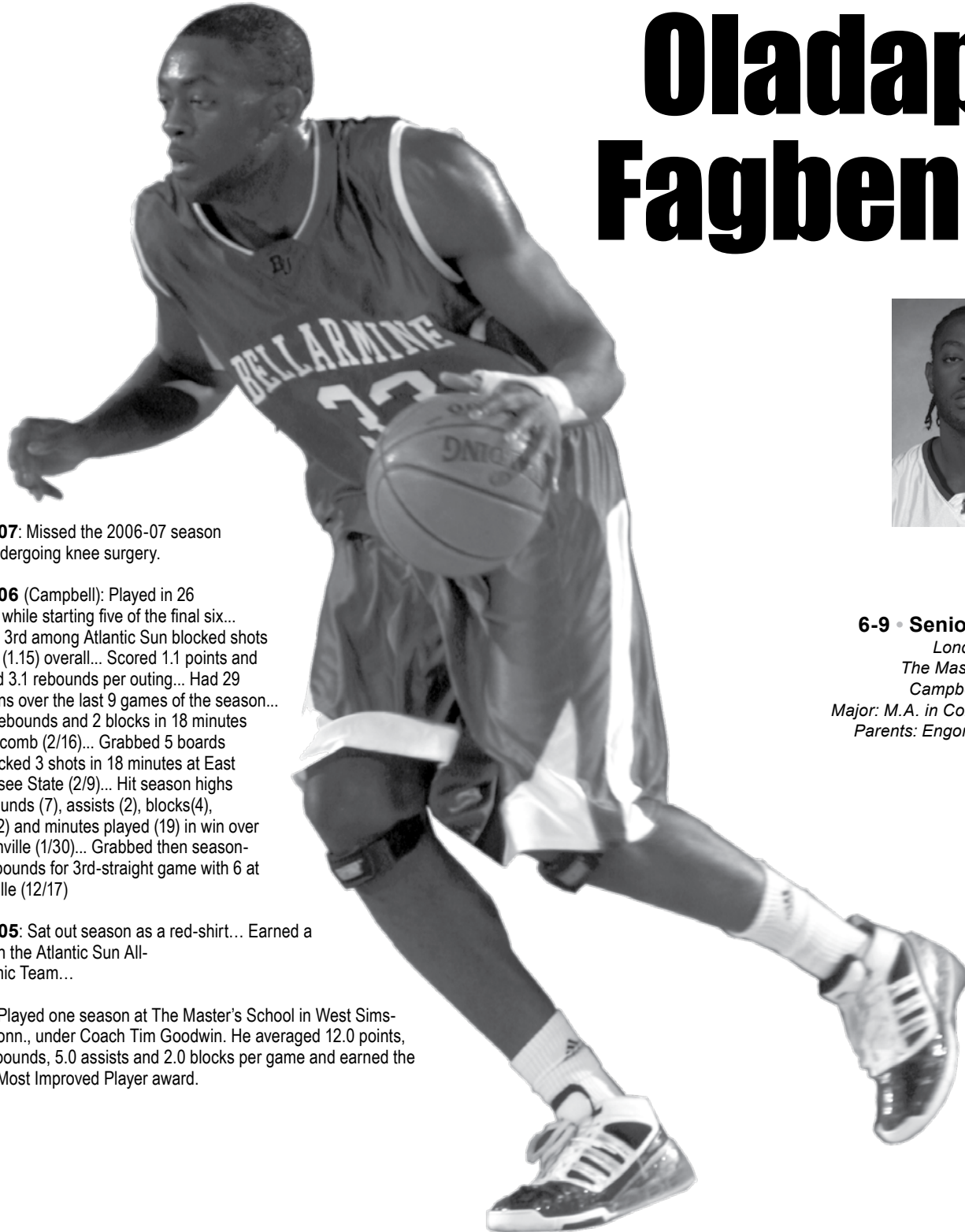
HIGH SCHOOL: Played for Coach David Zuberer at Manual...Led Crimsons to 24-7 record and district championship as a senior...Was first on team with 53 three pointers...Was 12-18 and district runner-up as junior...Participated in 2004 and 2005 Derek Smith East/West All-Star Games.

SEASON	GP	GS	FG	MA	PCT.	3PT	MA	PCT.	FTM	FTA	PCT.	REB	O	D	TOTAL	AVG.	PF	FO	AST.	TO	BLK	STL	PTS	AVG
2007-08	26	25	78	165	.472	11	35	.314	78	119	.655	38	80	118	4.5	49	3	107	64	3	29	245	9.4	
2006-07*	31	31	146	311	.469	6	37	.162	135	181	.746	78	177	255	8.2			186	95	6	74	433	14.0	
2005-06*	20	NA	45	136	.331	13	56	.232	33	53	.623	19	60	79	4.0			88	45	2	39	136	6.8	
TOTAL	77	56+	269	612	.440	30	128	.234	246	353	.697	136	317	453	5.9	49	3	381	204	11	142	814	10.6	

*STATS FROM SPALDING

PLAYER PROFILES

Oladapo Fagbenle



33

6-9 • Senior • Center

*London, England
The Master's School/
Campbell University*

*Major: M.A. in Communication
Parents: Engore and Tunde
Fagbenle*

2006-07: Missed the 2006-07 season after undergoing knee surgery.

2005-06 (Campbell): Played in 26 games, while starting five of the final six... Ranked 3rd among Atlantic Sun blocked shots leaders (1.15) overall... Scored 1.1 points and grabbed 3.1 rebounds per outing... Had 29 rejections over the last 9 games of the season... Had 7 rebounds and 2 blocks in 18 minutes vs. Lipscomb (2/16)... Grabbed 5 boards and blocked 3 shots in 18 minutes at East Tennessee State (2/9)... Hit season highs for rebounds (7), assists (2), blocks(4), steals (2) and minutes played (19) in win over Jacksonville (1/30)... Grabbed then season-best rebounds for 3rd-straight game with 6 at Evansville (12/17)

2004-05: Sat out season as a red-shirt... Earned a place on the Atlantic Sun All-Academic Team...


Prep: Played one season at The Master's School in West Simsbury, Conn., under Coach Tim Goodwin. He averaged 12.0 points, 10.0 rebounds, 5.0 assists and 2.0 blocks per game and earned the team's Most Improved Player award.

SEASON	GP	GS	FG	MA	PCT.	3PT	MA	PCT.	FTM	FTA	PCT.	REB	O-D	TOTAL	AVG.	PF	FO	AST.	TO	BLK	STL	PTS	AVG
2007-08*	29	0	24	47	.511	0	1	.000	7	16	.438	29	43	72	2.5	53	1	16	21	24	8	55	1.9
2006-07	DNP (injured)																						
2005-06*	26	5	13	42	.310	0	3	.000	3	8	.375	NA	NA	80	3.1	46	1	14	15	30	7	29	1.1
TOTAL	55	5	37	89	.416	0	4	.000	10	24	.417	NA	NA	152	2.76	99	2	30	36	54	15	84	1.5

*STATS FROM CAMPBELL

PLAYER PROFILES

14 Kevin Allen



5-10

**Junior
Guard**

Goshen, Ky.

North Oldham High

Major: Communication

Parents: Harry and Brenda Allen

CAREER HIGHLIGHTS

2007-08: Played in all 28 of the Knights games as a reserve averaging 12.3 minutes per game...Logged a season high 27 minutes against Wisconsin-Parkside...Tied for the team lead with seven rebounds at Missouri S&T while dishing out three assists...In 24 minutes versus Indianapolis recorded a season high 16 points...Scored in double digits on three other occasions...Was four of seven from the three point arc for a total of 12 points against Northern Kentucky...In three matches was four for four from the free throw line...Shot 86% from the line for the season...Also averaged 4.3 points per game.

2006-07: Averaged 9.6 minutes per game in 26 appearances off the bench as a freshman...Scored 10 points in second collegiate game in loss vs. Limestone (Nov. 18)...Scored season-high 11 points in 16 minutes in home loss to Indianapolis (Jan. 27)...Pulled down three rebounds while playing a season-high 21 minutes in a home loss to SIU-Edwardsville (Nov. 30)...Hit multiple three-pointers in five different games...Dished out a season-best three assists in home victory over Northern Kentucky (Nov. 21).

HIGH SCHOOL: At North Oldham was an All-Eighth Region and Honorable Mention All-State selection after averaging 19.9 points a game... Also named All-29th District...Led the Mustangs to their first ever district championship...Was chosen as a 2006 Kentucky All-Star as a senior... Added four rebounds and three assists per game to his impressive scoring numbers at North Oldham.




SEASON	GP	GS	FG	MA	PCT.	3PT	MA	PCT.	FTM	FTA	PCT.	REB	O-D	TOTAL	AVG.	PF	FO	AST.	TO	BLK	STL	PTS	AVG
2007-08	28	0	34	80	.425	20	52	.385	31	36	.861	6	39	45	1.6	32	0	19	28	0	9	119	4.3
2006-07	26	0	30	78	.385	17	49	.347	10	16	.625	5	10	15	0.6	23	0	20	25	1	6	87	3.3
TOTAL	54	0	64	158	.405	37	101	.366	41	52	.788	11	49	60	1.1	55	0	39	53	1	15	206	3.8

PLAYER PROFILES

11

Doug Davenport



6-0

**Junior
Guard**

Louisville, Ky.

Ballard High

Major: History


Parents: Scott and Sharon Davenport

CAREER HIGHLIGHTS

2007-08: Averaged 5.3 minutes per game as a sophomore reserve... Notched a high of 12 minutes at Missouri S&T...Made five of seven from the charity stripe on the season...Was two of two from the line at home against Saint Joseph's...Hit a three pointer at Saint Joseph's for a season high three points...Duplicated this effort versus Rockhurst.

2006-07: Came off the bench for eight appearances as a freshman... recorded a rebound in home win over Quincy (Dec. 2)...Dished out lone assist of season in loss at Drury (Feb. 3).

HIGH SCHOOL: Played at Louisville Ballard...Helped the Bruins to a 31-3 record as a junior and a trip to the Kentucky State Tournament...Also lettered twice in football and twice in track...Made two appearances in the state track meet, in the 4 X 100, 4 X 200, and 4 X 400.



SEASON	GP	GS	FG	MA	PCT.	3PT	MA	PCT.	FTM	FTA	PCT.	REB	O	D	TOTAL	AVG.	PF	FO	AST.	TO	BLK	STL	PTS	AVG
2007-08	20	0	2	12	.167	2	12	.167	5	7	.714	0	5	5	0.3	5	0	2	4	0	2	11	0.6	
2006-07	8	0	0	1	.000	0	1	.000	0	0	.000	0	1	1	0.1	2	0	1	0	0	0	0	0.0	
TOTAL	28	0	2	13	.000	0	1	.154	5	7	.714	0	6	6	0.2	7	0	3	4	0	2	11	0.4	

PLAYER PROFILES

21

Andrew Parks



6-4

Junior

Forward

Corbin, Ky.

Corbin High

Major: Pre-Physical Therapy

Parents: Jeff and Lee Parks

CAREER HIGHLIGHTS

2007-08: Came off the bench in 21 games during his sophomore season averaging six minutes with a high of 18 minutes at Tusculum...Was 15 of 25 from the field shooting 60% for the season...Made seven free throws in eight trips to the line on the year...Finished the year with 37 points and 21 rebounds...Recorded a season high 10 points versus West Virginia Tech while going three for three from the field and four for four from the free throw line...Pulled down four rebounds at Tusculum and again at Missouri S&T.

2006-07: Medical redshirt for season after undergoing knee surgery.

2005-06: As a freshman, saw action in 23 games, starting one...In the fifth game of the season against Glenville State, recorded a season-high seven points, three rebounds, two steals, and two assists in 13 minutes of action...Started against Delta State on Dec. 15, playing a season-high 14 minutes...Went 10 for 22 from the field for a .455 percentage...Averaged 1.1 points per game, totaling 25 points for the season in 115 minutes of action...Handed out a season-high three assists against UM-Rolla.


HIGH SCHOOL: Earned Southeastern Kentucky Conference Player of the Year honors as a senior...Led the Redhounds to a 21-11 record as senior, which included the 13th region championship and a quarterfinal berth in the State Tournament...Earned All-Tournament honors and was named the Corbin News Journal 50th District Player of the Year...Averaged 19.2 ppg, and was eighth in the state in rebounding, averaging 11.7 boards a game...Played for coach Tony Pietrowski...Also suited up for the Corbin baseball team.



SEASON	GP	GS	FG	MA	PCT.	3PT	M	A	PCT.	FTM	FTA	PCT.	REB	O-D	TOTAL	AVG.	PF	FO	AST.	TO	BLK	STL	PTS	AVG
2007-08	21	0	15	25	.600	0	1	.000	7	8	.875	9	12	21	1.0	8	0	8	16	2	5	37	1.8	
2005-06	23	1	10	22	.455	0	1	.000	5	9	.556	2	13	15	0.7	19	0	11	11	0	5	25	1.1	
TOTAL	44	1	25	47	.532	0	2	.000	12	17	.706	11	25	36	0.8	27	0	19	27	2	10	52	1.2	

25

Andrew Patterson



6-6

Junior

Guard/Forward

Hartford, Conn.

The Master's School/Niagara University

Major: Business Administration

Parents: Nighen Patterson and Tracy Ransom

CAREER HIGHLIGHTS

2006-07: Appeared in 21 games, starting the season opener vs. Binghamton, scoring a season high eight points...Averaged 1.9 points, 0.9 rebounds, 0.3 assists and 6.0 minutes per game. Appeared in team's first round NCAA Tournament game vs. No. 1 Kansas (3/16)... Collected an assist vs. the Jayhawks...Tied personal-best with eight points in the loss vs. Delaware...Grabbed a career-high four rebounds in the season opener...Snared a rebound in nine contests...Played a career-high 27 minutes vs. Binghamton...Played 10-or-more minutes in three games.

High School: Two-time first team all-conference selection and a two-time first team Connecticut Independent School Athletic Conference (CISAC) All-Star...Finished career averaging 16.8 points, 7.5 rebounds, 3.0 assists and 2.6 steals per game while shooting 60.5 percent from the field...Averaged 19.1 points, 8.5 rebounds and 5.5 assists in 10 games as a senior...Helped the Lions to two CISAC titles...Scored in double digits in the Connecticut-New Jersey All-Star game in 2004-05...Honored with the team Offensive MVP as a junior... Coached by Tim Goodwin.




SEASON	GP	GS	FG	MA	PCT.	3PT	M	A	PCT.	FTM	FTA	PCT.	REB	O-D	TOTAL	AVG.	PF	FO	AST.	TO	BLK	STL	PTS	AVG
2007-08*	29	0	11	51	.216	9	41	.220	5	11	.455	8	11	19	0.7	46	0	5	16	3	8	36	1.2	
2006-07*	21	1	13	34	.382	6	21	.286	8	12	.667	7	12	19	0.9	23	0	7	13	1	3	40	1.9	
TOTAL	50	1	24	85	.282	15	62	.241	13	23	.565	15	23	38	0.8	69	0	12	29	4	11	76	1.5	

*STATS FROM NIAGARA

PLAYER PROFILES

23

Steve Pogue



6-5

Junior

Forward/Guard

Cincinnati, Ohio

Oak Hills High/Miami-Ohio University

Major: Business Administration


Parents: Glenn and Lois Pogue

CAREER HIGHLIGHTS

2007-08: Limited to playing in 13 games due to injuries throughout the season...Averaged 22.2 minutes in games played while recording 99 points for a 7.6 per match ratio...Collected 78 rebounds and 16 assists during the year as well...Scored a season high 13 points while going three for three from beyond the three point arc in the game versus Hillsdale... Was 18 of 25 from the charity stripe on the season...Was a perfect four of four at the line at Tusculum...Notched a season high seven rebounds at Indianapolis.

2006-07: Played in two games as a freshman with the Redhawks... Did not attempt a shot.

HIGH SCHOOL: Played for Coach Mike Price at Oak Hills...Averaged 15.0 points, 6.0 rebounds, and 4.0 assists...Was First Team All-Conference as a senior...Also named All-District and Special Mention All-State... Selected to Ohio-Kentucky, Ohio-West Virginia, and Ohio North-South All-Star Games.




SEASON	GP	GS	FG	MA	PCT.	3PT	M	A	PCT.	FTM	FTA	PCT.	REB	O	D	TOTAL	AVG.	PF	FO	AST.	TO	BLK	STL	PTS	AVG
2007-08	13	1	37	78	.470	7	25	.28	18	25	.720	12	22	34	2.6	35	0	16	14	2	5	99	7.6		
2006-07*	2	0	0	0	.000	0	0	.000	0	0	.000	0	0	0	.000	0	0	0	0	0	0	0	0	0.0	
TOTAL	2	0	0	0	.000	0	0	.000	0	0	.000	0	0	0	0	.000	0	0	0	0	0	0	0	0	0.0

*STATS FROM MIAMI (OH)

PLAYER PROFILES

32 Mark Veith




6-6
Junior
Forward
Cincinnati, Ohio
Saint Xavier High
Major: Business Administration
Parents: Terry and Patsy Veith

CAREER HIGHLIGHTS

2007-08: Started 26 of 28 games during his sophomore year averaging 19.2 minutes per game...Totaled 168 points on the season for a six point per game average...Was third on the team with 11 blocks and fifth on the team with 78 rebounds...Powered the team to a win over Southern Indiana with a team high 16 points while shooting six for eight from the field and three for three from the free throw line...Also led the team in this game with six rebounds and two blocked shots...Matched his season high with 16 points at Lewis on six of nine shooting from the field...Had a season high of eight rebounds versus Kentucky Wesleyan.

2006-07: Made 27 appearances off the bench as a freshman...Recorded season-highs of 23 points (including 17 in the first half) and 7 rebounds in loss at Wisconsin-Parkside (Jan. 6)...Scored 10 points in loss at Southern Indiana (Jan. 18)...Was second on the team in field goal percentage, hitting 61.4 percent of his shots...Averaged 3.6 points and 1.9 rebounds per game...Had season-high two steals in late-season overtime loss at Northern Kentucky (Feb. 19).

HIGH SCHOOL: As the team's starting center, he helped the Bombers to a 20-4 season and advance to the Ohio sweet sixteen, as well as win their second consecutive district championship...Averaged 4.5 boards per game, along with 5 points per contest, while shooting 47 percent from the field... Scored a season-high 17 points and pulled down 10 boards in a second-round sectional tournament game against Hamilton...Had a season-high 13 boards, along with nine points, against Dixie Heights.



SEASON	GP	GS	FG	MA	PCT.	3PT	MA	PCT.	FTM	FTA	PCT.	REB	O-D	TOTAL	AVG.	PF	FO	AST.	TO	BLK	STL	PTS	AVG
2007-08	26	8	67	123	.545	9	25	.360	25	32	.781	6	39	45	1.6	32	0	19	28	0	9	119	4.3
2006-07	27	0	35	57	.614	2	4	.500	24	30	.800	19	32	51	1.9	50	1	6	12	3	9	96	3.6
TOTAL	53	8	102	190	.537	11	29	.379	49	62	.790	25	71	96	1.8	82	1	25	40	3	18	215	4.1

PLAYER PROFILES

15 Justin Benedetti



6-4 • Sophomore • Guard
New Albany, Ind.
Providence High
Major: Business Administration
Parents: Diane and Mike Benedetti

CAREER HIGHLIGHTS

2007-08: Played in 22 games as a freshman reserve averaging 11.9 minutes per match contest...Shot 51% from the field and 40% from three point range while scoring 89 points on the season...Also had 41 rebounds and 26 assists...Led the team with 18 points at Missouri S&T on seven of nine shooting from the field...Scored in double digits on two other occasions...Recorded seven rebounds, six assists and three steals while playing a season high 26 minutes versus Wisconsin-Parkside.

HIGH SCHOOL: Was an early signee for Bellarmine as a high school senior...Was recruited by several Division I schools...Missed most of his senior year with a torn meniscus in his left knee...Led Pioneers to 38-7 record over his sophomore and junior seasons...Averaged 15 points and 5 rebounds per game as a junior...Named to the All-Sectional Team and Second Team All-County...Was MVP of Dover Creek Holiday Tournament during his junior year...Played for Coach Lou Lefevre at Providence.



SEASON	GP	GS	FG	MA	PCT.	3PT	MA	PCT.	FTM	FTA	PCT.	REB	O	D	TOTAL	AVG.	PF	FO	AST.	TO	BLK	STL	PTS	AVG
2007-08	22	0	33	65	.508	16	40	.400	7	10	.700	9	32	41	1.9	26	0	26	16	3	8	89	4.0	

24 Nick Holmes



6-6 • Sophomore • Forward
Cincinnati, Ohio
Elder High
Major: Business Administration
Parents: Tom and Stephanie Holmes

CAREER HIGHLIGHTS

2007-08: Averaged 12.5 minutes a game coming off the bench as a reserve...Pulled down 72 rebounds on the season for a 2.7 average...Recorded 80 points in his freshman year for a three point average...Scored a season high 10 points while going six for six from the three point line in a match at Northern Kentucky...Tallied a season high eight rebounds versus West Virginia Tech...Also had two steals in this game tying for the team lead.


HIGH SCHOOL: Played for Coach Joe Schoenfeld at Elder...Averaged 9.0 points and 7.5 rebounds per game as senior...Led Panthers to sectional and district championships in junior and senior years...Powered team to a 20-3 mark, including a berth in the Ohio Sweet 16 and an Ohio AP top ten ranking, as a senior...Scored 20 points and collected 13 rebounds in district championship win over Wayne High as a senior...Also was a member of school's National Honor Society...Nephew of Bellarmine Hall of Famer and former GLVC Player of the Year Mike Holmes.



SEASON	GP	GS	FG	MA	PCT.	3PT	MA	PCT.	FTM	FTA	PCT.	REB	O	D	TOTAL	AVG.	PF	FO	AST.	TO	BLK	STL	PTS	AVG
2007-08	27	0	28	70	.400	0	0	.000	24	37	.649	30	42	72	2.7	36	0	17	16	5	9	80	3.0	

PLAYER PROFILES

5 Forrest Smallwood



6-4 • Sophomore • Guard
 Louisville, Ky.
 Male High/Vincennes University
 Major: Business Administration
 Parents: Leroy and Kay Smallwood



CAREER HIGHLIGHTS

2007-08: Helped the Trailblazers to a 28-6 season, seeing action in 33 games...Made four starts...Averaged 4.3 points and 2.3 rebounds a game...Posted a career high with 13 points against Clark State... Scored in double digits two other games...Had a 10-rebound performance against Moraine Valley...Dished out three assists four different times.


High School: Had an outstanding 1,300 point career at Male High School...During senior season was a McDonald's All American nominee and second team all-state in Kentucky...At the Lolani Prep Classic played in Hawaii he averaged 22 points per game and nine assists in four games and named to the all-tournament team...Was also a Street & Smith's All American Honorable Mention.

SEASON	GP	GS	FG	MA	PCT.	3PT	MA	PCT.	FTM	FTA	PCT.	REB	O	D	TOTAL	AVG.	PF	FO	AST.	TO	BLK	STL	PTS	AVG
2007-08*	33	4	52	152	.342	17	67	.254	22	34	.647	31	46	77	2.3	57	1	34	26	10	20	14	4.3	

*STATS FROM VINCENNES

20 Kevin Cain

6-6 • Freshman • G/F
 Louisville, Ky.
 Holy Cross High
 Major: Business Administration
 Parents: Richard and Jennifer Cain




High School:

Played for Mike Durham at Holy Cross, where he averaged 17 points, eight rebounds and four assists a game for the Cougars...Earned all-district and All 6th Region honors...Named as the team MVP senior year...Named to the "All A" 6th Region Team.

3 Braydon Hobbs

6-5 • Freshman • G
 New Albany, Ind.
 New Albany High
 Major: Undecided
 Parents: Kris and Michelle Johnson




High School:

Finished as New Albany's all-time assist leader during a stellar high school career for Coach Jim Shannon...As senior averaged 16 points, 5.2 rebounds and 6.4 assists per game and became the first Bulldog to record a triple double...Named to the Indiana All-Stars...Was a McDonald's All-American nominee...Made the Hall of Fame Tourney Team...Was a North/South All-Star...Named one of the IBCA's top 15 seniors...Named AP Second Team All-State...Named to the Courier-Journal's All Southern Team...Was the New Albany Tribune's Player of the Year...Earned 1st team All-Conference honors.

31 Luke Sprague

6-8 • Freshman • F
 Newburgh, Ind.
 Castle High
 Major: Biology
 Parents: Douglas and Lisa Sprague



High School:

As a senior at Castle H.S., averaged 18 points a game and pulled down nine rebounds a game for Coach Brian Gibson... Named to the first team All-Southern Indiana Athletic Conference...Posted a career high 52 points in one game...Recognized as an Indiana South All-Star.

2007-08 STATISTICS

RECORD:	OVERALL	HOME	AWAY	NEUTRAL
ALL GAMES	17-11	8-4	7-6	2-1
CONFERENCE	11-8	5-4	6-4	0-0
NON-CONFERENCE	6-3	3-0	1-2	2-1

#	Player	gp-gs	min	avg	Total		3-Point		F-Throw		Rebounds				pf	dq	a	to	blk	stl	pts	avg
					fg-fga	pct	3fg-fga	pct	ft-fga	pct	off	def	tot	avg								
33	Larkai, Dzafllo	28-28	707	25.3	192-281	.68	0-0	.00	108-157	.68	50	90	140	5.0	95	3	33	89	15	15	492	17.6
05	Jackson, Jamie	28-27	898	32.1	105-225	.46	28-76	.36	105-142	.73	33	102	135	4.8	63	1	134	96	25	34	343	12.3
12	Brames, Adam	28-28	900	32.1	110-230	.47	56-135	.41	54-78	.69	16	92	108	3.9	47	0	78	55	6	46	330	11.8
10	Hall, Chartrael	26-25	744	28.6	78-165	.47	11-35	.31	78-119	.65	38	80	118	4.5	49	3	107	64	3	29	245	9.4
23	Pogue, Steve	13-1	289	22.2	37-78	.47	7-25	.28	18-25	.72	12	22	34	2.6	35	0	16	14	2	5	99	7.6
32	Veith, Mark	28-26	537	19.2	67-123	.54	9-25	.36	25-32	.78	22	56	78	2.8	84	6	16	27	11	6	168	6.0
14	Allen, Kevin	28-0	344	12.3	34-80	.42	20-52	.38	31-36	.86	6	39	45	1.6	32	0	19	28	0	9	119	4.3
15	Benedetti, Justin	22-0	262	11.9	33-65	.50	16-40	.40	7-10	.70	9	32	41	1.9	26	0	26	16	3	8	89	4.0
24	Holmes, Nick	27-0	337	12.5	28-70	.40	0-0	.00	24-37	.64	30	42	72	2.7	36	0	17	16	5	9	80	3.0
03	Wachtel, Jeff	23-4	236	10.3	17-39	.43	11-24	.45	17-21	.81	6	27	33	1.4	15	0	11	18	0	3	62	2.7
21	Parks, Andrew	21-0	126	6.0	15-25	.60	0-1	.00	7-8	.87	9	12	21	1.0	20	0	8	16	2	5	37	1.8
04	Dearlove, Tim	21-1	169	8.0	7-21	.33	4-14	.28	15-23	.65	4	10	14	0.7	8	0	11	12	0	3	33	1.6
11	Davenport, Doug	20-0	106	5.3	2-12	.16	2-12	.16	5-7	.71	0	5	5	0.3	5	0	2	4	0	2	11	0.6
Total.....		28	5655		725-1414	.51	164-439	.37	494-695	.71	272	656	928	33.1	516	13	478	456	72	174	210	75.3
Opponents.....		28	5642		688-1510	.45	187-552	.33	398-561	.70	258	531	789	28.2	610	-	346	401	75	214	196	70.0

TEAM STATISTICS	BU	OPP	Date	Opponent	Score	Att.
SCORING	2108	1961	11/15/07	HILLSDALE	w 71-80	813
Points per game	75.3	70.0	11/17/07	at Tusculum	w 81-75	896
Scoring margin	+5.3	-	11/18/07	vs Lincoln Memorial	w 70-82	234
FIELD GOALS-ATT	725-1414	688-1510	+ 11/23/07	vs Northwest Missouri State	L 67-60	200
Field goal pct	.513	.456	11/24/07	vs Southwest Minnesota State	w 58-78	200
3 POINT FG-ATT	164-439	187-552	* 11/29/07	at SIU Edwardsville	w 84-67	1462
3-point FG pct	.374	.339	* 12/01/07	at Quincy University	w 100-94	712
3-pt FG made per game	5.9	6.7	12/15/07	at West Virginia U. Inst of Tech	L 81-85	100
FREE THROWS-ATT	494-695	398-561	12/31/07	UNIVERSITY OF THE CUMBERLAN	w 69-94	563
Free throw pct	.711	.709	* 1/3/08	DRURY	L 74-71	903
F-Throws made per game	17.6	14.2	* 1/5/08	ROCKHURST	w 69-92	479
REBOUNDS	928	789	* 1/10/08	at Saint Joseph's	L 71-79	930
Rebounds per game	33.1	28.2	* 01/12/08	at Indianapolis	Lot 87-88	1028
Rebounding margin	+5.0	-	* 01/17/08	KENTUCKY WESLEYAN	L 82-69	1066
ASSISTS	478	346	* 01/19/08	SOUTHERN INDIANA	w 49-65	1383
Assists per game	17.1	12.4	01/21/08	WEST VIRGINIA TECH	w 64-88	466
TURNOVERS	456	401	* 1/24/08	at Missouri S&T	w 83-58	425
Turnovers per game	16.3	14.3	* 01-26-08	at Missouri-St. Louis	w 65-54	229
Turnover margin	-2.0	-	* 01/29/08	WISCONSIN-PARKSIDE	w 67-70	607
Assist/turnover ratio	1.0	0.9	* 02/02/08	LEWIS	L 77-67	735
STEALS	174	214	* 2/9/08	at Northern Kentucky	w 75-71	1617
Steals per game	6.2	7.6	* 2/14/08	INDIANAPOLIS	w 54-61	2246
BLOCKS	72	75	* 2/16/08	ST. JOSEPH'S COLLEGE	w 73-82	932
Blocks per game	2.6	2.7	* 2/19/08	NORTHERN KENTUCKY	L 67-66	1151
ATTENDANCE	11344	13500	* 02-23-08	at Kentucky Wesleyan	L 58-73	2500
Home games-Avg/Game	12-945	13-990	* 2/28/08	at Lewis	w 65-63	632
Neutral site-Avg/Game	-	3-211	* 03-01-08	at Wisconsin-Parkside	L 67-73	1032
			3/4/08	at Drury University	L 66-70	1303

* - Conference game

2007-08 GLVC MEN'S BASKETBALL FINAL STANDINGS

	PL.	TEAM	CONFERENCE			OVERALL		
			W	L	PCT.	W	L	PCT.
EAST	1.	Northern Kentucky	14	5	.737	21	8	.724
		Kentucky Wesleyan	14	5	.737	24	8	.750
	3.	Saint Joseph's	13	6	.684	18	12	.600
	4.	Lewis	11	8	.579	20	11	.645
		Bellarmino	11	8	.579	17	11	.607
	6.	UW-Parkside	9	10	.474	16	11	.593
	7.	Indianapolis	8	11	.421	14	13	.519
WEST	1.	Drury	15	4	.789	25	6	.806
	2.	SIU Edwardsville	10	9	.526	17	11	.607
	3.	Quincy	9	10	.474	16	13	.552
		Southern Indiana	9	10	.474	15	12	.556
	5.	Missouri-St. Louis	5	14	.263	10	17	.370
		Rockhurst	5	14	.263	9	18	.333
	7.	Missouri S&T	0	19	.000	3	24	.111

GLVC TOURNAMENT

Thu., Mar. 4
 #1E Northern Kentucky 76
 #4W Lewis 80

#2W SIU Edwardsville 71
 #3E Saint Joseph's 73

#1W Drury 70
 #4E Bellarmine 66

#2E Kentucky Wesleyan 83
 #3W Quincy 87

Sat., Mar. 8
 #4W Lewis 86
 #3E Saint Joseph's 75

#1W Drury 76
 #3W Quincy 63

Sun., Mar. 9
 #4W Lewis 87
 #1W Drury 89

NCAA TOURNAMENT

First Round- Sat., Mar. 15
 #1 Grand Valley State 69
 #8 St. Joseph's 52

#5 Kentucky Wesleyan 55
 #4 Northern Kentucky 61

#3 Drury 56
 #6 Gannon 73

#7 Lewis 57
 #2 Findlay 64

Second Round- Sun., Mar. 16
 #1 Grand Valley State 62
 #4 Northern Kentucky 58

#2 Findlay 88
 #6 Gannon 82

Sweet Sixteen- Tue., Mar. 18
 #1 Grand Valley State 75
 #2 Findlay 58



The 13-member Great Lakes Valley Conference has made its name throughout the last 27 years as a power in NCAA Division II basketball. In the last few years, however, the GLVC has seen success in many sports, and the league can now claim itself as one of the nation's top in all NCAA Division II athletics.

Since formulation of the conference, 11 schools have joined the league: Lewis University (1980), Indiana-Purdue at Fort Wayne (1984), Northern Kentucky University (1985), Kentucky State University (1989), Quincy University (1994), Southern Illinois University Edwardsville (1994), University of Wisconsin-Parkside (1994), University of Missouri-St. Louis (1995), Drury (2005), Missouri-Rolla (2005), and Rockhurst (2005). Ashland and Kentucky State left the conference after the 1994 season, while IPFW left the league following the 2000-01 academic year and SIU Edwardsville exited the league following the 2007-08 season.

Just this past October, the GLVC approved the addition of two new members. Maryville University and the University of Illinois at Springfield have been admitted to the Conference bringing the league's membership to 15 institutions. Maryville and UIS will officially become members of the GLVC upon receipt of initiation fees entitling both institutions to voting privileges at the GLVC Winter Meeting on Jan. 16, 2009.

The conference sponsors 17 championships in baseball, basketball, cross country, golf, soccer, indoor and outdoor track and field, and tennis for men and basketball, cross country, softball, soccer, tennis, indoor and outdoor track and field, golf, and volleyball for women. The GLVC spon-

2007-2008

GLVC ALL-CONFERENCE

ALL-GLVC FIRST TEAM

Rodney Edgersen	Kentucky Wesleyan	Forward
Jeff Fahnbulleh	Kentucky Wesleyan	Center
Collins Harris	Drury	Forward
Andre Muse	Quincy	Guard
Norman Plummer	Southern Indiana	Forward

ALL-GLVC SECOND TEAM

Stephan Bolt	Lewis	Forward
Ronald Coleman	Saint Joseph's	Guard
T.J. Gray	SIU Edwardsville	Guard
Dzaflo Larkai	Bellarmino	Center
Harrison Morton	Northern Kentucky	Forward

ALL-GLVC THIRD TEAM

Adam Brames	Bellarmino	Guard
DeAndre Brock	Ulndy	Guard
Brandon Dagens	Lewis	Guard
Joey Deas	Rockhurst	Guard
Jason Genova	Lewis	Forward
Steven Gum	Drury	Guard
Cameron Murkey	Quincy	Guard
T.J. Smith	Kentucky Wesleyan	Guard
Devin Thomas	Saint Joseph's	Forward
John Torson	Rockhurst	Center

PLAYER OF THE YEAR

Jeff Fahnbulleh Kentucky Wesleyan Center

FRESHMAN OF THE YEAR

Dennis Gagai Northern Kentucky Guard

COACH OF THE YEAR

Todd Lee Kentucky Wesleyan

sors more women's golf teams that any other Division II league in the country and has seen success on a national level in every sponsored sport.

GLVC institutions have won 11 national championships in basketball. Kentucky Wesleyan leads all Division II institutions with eight men's basketball titles, while Southern Indiana won the men's crown in 1995 and finished as the runner-up in the 2004 tournament. Northern Kentucky's women won the school's first-ever basketball national championship in 2000 and followed with a national title in 2008. In addition, SIU Edwardsville became the first GLVC school to win a national championship in softball in 2007.

For more information regarding the GLVC, visit the conference website at www.glvcsports.com.

2008-09 OPPONENTS

Indiana University-Southeast

Location: New Albany, IN
Affiliation: NAIA II
Conference: KIAC
Enrollment: 6,241
Nickname: Grenadiers
Game Date: Nov. 2, 2008 (exhibition)
Game Location: Knights Hall
Coach: Wiley Brown
2007-08 Record: 24-9
www.ius.edu/Athletics/
SID: Joseph Glover
812.941.2028
joglover@indiana.edu
Bellarmine vs. IUS All-Time: 18-3

Western Kentucky University

Location: Bowling Green, KY
Affiliation: NCAA Division I
Conference: Sun Belt
Enrollment: 19,265
Nickname: Hilltoppers
Game Date: Nov. 8, 2008 (exhibition)
Game Location: Diddle Arena
Coach: Ken McDonald
2007-08 Record: 29-7
www.wkusports.com
SID: Brad Fields
270.745.5045
brad.fields@wku.edu
Bellarmine vs. WKU All-Time: 0-0

Hillsdale College

Location: Hillsdale, Mich.
Affiliation: NCAA II
Conference: GLIAC
Enrollment: 1,300
Nickname: Chargers
Game Date: November 25, 2008
Game Location: Hillsdale, Mich.
Coach: John Tharp
2007-08 Record: 15-11
www.hillsdale.edu/athletics
SID: Brad Monastiere
517.607.3172
brad.monastiere@hillsdale.edu
Bellarmine vs. Hillsdale All-Time: 1-0

Florida Southern

Location: Lakeland, Fla.
Affiliation: NCAA Div. II
Conference: Sunshine State
Enrollment: 1,946
Nickname: Moccasins
Game Date: Nov. 28, 2008
Game Location: Evansville, Ind. (Bill Joergens Memorial Tournament, hosted by USI)
Coach: Linc Darner
2007-2008 Record: 24-9
www.flsouthern.edu/athletics
SID: Bill Turnage
863.680.4256
Bellarmine vs. Florida Southern All-Time: 0-0

King College

Location: Bristol, Tenn.
Affiliation: NAIA II
Conference: Appalachian Athletic
Enrollment: 1,515
Nickname: Tornado
Game Date: Nov. 29, 2008
Game Location: Evansville, Ind. (Bill Joergens Memorial Tournament, hosted by USI)
Coach: George Pitts
2007-2008 Record: 26-8
www.kingtornado.com
SID: Dale Burns
423-652-4779
Bellarmine vs. King College All-Time: 0-0

Saint Joseph's College

Location: Rensselaer, Ind.
Affiliation: NCAA II
Conference: Great Lakes Valley
Enrollment: 1,000
Nickname: Pumas
Game Date: December 4, 2008
Game Location: Rensselaer, Ind.
Game Date: February 7, 2009
Game Location: Knights Hall
Coach: Richard Davis
2007-08 Record: 18-12
www.saintjoe.edu/athletics
SID: Ken Badylak
219.866.6141
kbadylak@saintjoe.edu
Bellarmine vs. St. Joseph's All Time: 36-39

University of Indianapolis

Location: Indianapolis, Ind.
Affiliation: NCAA II
Conference: GLVC
Enrollment: 4,729
Nickname: Greyhounds
Game Date: December 6, 2008
Game Location: Away
Game Date: February 21, 2009
Game Location: Knights Hall
Coach: Stan Gouard
2007-08 Record: 14-13
www.athletics.uindy.edu
SID: Mitch Wigness
317.788.3494
mwigness@uindy.edu
Bellarmine vs. Indianapolis All-Time: 38-39

University of the Cumberlands

Location: Williamsburg, Ky.
Affiliation: NAIA I
Conference: Mid-South
Enrollment: 1,700
Nickname: Patriots
Game Date: December 13, 2008
Game Location: Knights Hall
Coach: Don Butcher
2007-08 Record: 20-14
www.ucumberlands.edu/athletics
SID: Jennifer Wake-Floyd
606.539.4479
jwake@ucumberlands.edu
Bellarmine vs. Cumberlands All-Time: 1-0

Tusculum College

Location: Greenville, Tenn.
Affiliation: NCAA II
Conference: South Atlantic
Enrollment: 2,600
Nickname: Pioneers
Game Date: December 17, 2008
Game Location: Away
Coach: Jim Boone
2007-08 Record: 13-15
www.tusculum.edu/athletics
SID: Dom Donnelly
423.636.7326
ddonnelly@tusculum.edu
Bellarmine vs. Tusculum All-Time: 2-0

West Virginia State University

Location: Institute, W.V.
Affiliation: NCAA II
Conference: West Virginia Intercollegiate
Enrollment: 3,344
Nickname: Yellowjackets
Game Date: Game Location: Institute, W.V.
Coach: Bryan Poore
2007-08 Record: 20-10
www.wvsuyellowjackets.com
SID: Sean McAndrews
304-766-4122
sid@wvstateu.edu
Bellarmine vs. WVSU All-Time: 1-0

Pfeiffer University

Location: Misenheimer, NC
Affiliation: NCAA II
Conference: Conference Carolinas
Enrollment: 1,000
Nickname: Falcons
Game Date: December 20, 2008
Game Location: Institute, W.V.
Coach: Dave Davis
2007-08 Record: 21-8
www.gofalconsports.com
SID: Katie Burakowski
Katie.Burakowski@pfeiffer.edu
704-463-3192
Bellarmine vs. Pfeiffer College: 0-0

West Liberty State College

Location: West Liberty, W.V.
Affiliation: NCAA II
Conference: West Virginia Intercollegiate
Enrollment: 2,450
Nickname: Hilltoppers
Game Date: December 29, 2008
Game Location: Wheeling, W.V.
Coach: Jim Crutchfield
2007-08 Record: 23-6
www.hilltoppersports.com
SID: Lynn Ullom
304-336-8320
ullomlyn@westliberty.edu
Bellarmine vs. West Liberty State All-Time: 0-0

Wheeling Jesuit University

Location: Wheeling, W.V.
Affiliation: NCAA II
Conference: West Virginia Intercollegiate
Enrollment: 1,200
Nickname: Cardinals
Game Date: Dec. 30, 2008
Game Location: Wheeling, W.V.
Coach: Danny Sancomb
2007-08 Record: 13-15
www.wju.edu/athletics
SID: Brian Dennison
304-243-2012
bdennison@wju.edu
Bellarmine vs. Wheeling Jesuit: 0-0

Northern Kentucky University

Location: Highland Heights, Ky.
Affiliation: NCAA II
Conference: Great Lakes Valley
Enrollment: 14,000
Nickname: Norse
Game Date: January 2, 2009
Game Location: Knights Hall
Game Date: February 26, 2009
Game Location: Highland Heights, Ky.
Coach: David Bezold
2007-08 Record: 21-8
www.nku.edu/~athletics/
SID: Don Owen
859.572.5470
owend@nku.edu
Bellarmine vs. NKU All-Time: 29-41

Kentucky Wesleyan College

Location: Owensboro, Ky.
Affiliation: NCAA II
Conference: Great Lakes Valley
Enrollment: 755
Nickname: Panthers
Game Date: January 8, 2009
Game Location: Knights Hall
Game Date: February 12, 2009
Game Location: Owensboro, Ky.
Coach: Todd Lee
2007-08 Record: 24-8
www.kwc.edu/athindex.asp
SID: Roy Pickerill
270.852.3347
pickeril@kwc.edu
Bellarmine vs. KWC All-Time: 20-70

University of Southern Indiana

Location: Evansville, Ind.
Affiliation: NCAA II
Conference: Great Lakes Valley
Enrollment: 13,500
Nickname: Screaming Eagles
Game Date: January 10, 2009
Game Location: Knights Hall
Coach: Rick Herdes
2007-08 Record: 15-12
www.usi.edu/sports
SID: Ray Simmons
812.465.1622
rsimmons@usi.edu
Bellarmine vs. USI All-Time: 24-43

University of Missouri-St. Louis

Location: St. Louis, Mo.
Affiliation: NCAA II
Conference: Great Lakes Valley
Enrollment: 12,813
Nickname: Tritons
Game Date: January 15, 2009
Game Location: St. Louis
Coach: Chris Pilz
2007-08 Record: 10-17
www.goumsltritons.com
SID: Mary Ann Tierney
314.516.5660
tierneym@umsl.edu
Bellarmine vs. UMSL All-Time: 15-9

Rockhurst University

Location: Kansas City, Mo.
Affiliation: NCAA II
Conference: Great Lakes Valley
Enrollment: 3,000
Nickname: Hawks
Game Date: January 17, 2009
Game Location: Kansas City, Mo.
Coach: Bill O'Connor
2007-08 Record: 9-18
www.rockhurst.edu/ru_athletics
SID: John Dodderidge
816.501.4850
john.dodderidge@rockhurst.edu
Bellarmine vs. Rockhurst All-Time: 2-2

Drury University

Location: Springfield, Mo.
Affiliation: NCAA II
Conference: Great Lakes Valley
Enrollment: 1,650
Nickname: Panthers
Game Date: January 22, 2009
Game Location: Knights Hall
Coach: Steve Hesser
2007-08 Record: 25-6
www.drurypanthers.com
SID: Scott Puryear
(417) 873.4097
spuryear@drury.edu
Bellarmine vs. Drury All-Time: 0-5

University of Missouri S&T

Location: Rolla, Mo.
Affiliation: NCAA II
Conference: Great Lakes Valley
Enrollment: 5,500
Nickname: Miners
Game Date: January 24, 2009
Game Location: Knights Hall
Coach: Dale Martin
2007-08 Record: 3-24
www.sports.mst.edu
SID: John Kean
573.341.4140
jkean@umr.edu
Bellarmine vs. Missouri-S&T All-Time: 5-1

Quincy University

Location: Quincy, Ill.
Affiliation: NCAA II
Conference: Great Lakes Valley
Enrollment: 1,200
Nickname: Hawks
Game Date: January 29, 2009
Game Location: Quincy, Ill.
Coach: Marty Bell
2007-08 Record: 16-13
www.quincy.edu/Athletics
SID: Brian Lovellette
217.228.5475
lovelbr@quincy.edu
Bellarmine vs. Quincy All-Time: 14-10

Lewis University

Location: Romeoville, Ill.
Affiliation: NCAA II
Conference: GLVC
Enrollment: 4,500
Nickname: Flyers
Game Date: January 31, 2009
Game Location: Romeoville, Ill.
Game Date: February 19, 2009
Game Location: Knights Hall
Coach: Scott Trost
2007-08 Record: 20-11
www.lewisflyers.cstv.com
SID: Matt Brendich
815.836.5229
brendima@lewisu.edu
Bellarmine vs. Lewis All-Time: 25-40


University of Wisconsin-Parkside

Location: Kenosha, Wis.
Affiliation: NCAA II
Conference: GLVC
Enrollment: 5,500
Nickname: Rangers
Game Date: February 5, 2009
Game Location: Knights Hall
Game Date: February 14, 2009
Game Location: Kenosha, Wis.
Coach: Luke Reigel
2007-08 Record: 16-11
www.parksiderangers.com
SID: Steve Kratochvil
262.595.2045
kratochv@uwp.edu
Bellarmine vs. UWP All-Time: 18-5

PROGRAM RECORDS



MATT OTTE



BRUCE OLLIGES

INDIVIDUAL RECORDS

MOST POINTS IN A GAME

PL	NAME	PTS.	OPPONENT	DATE
1.	Matt Otte	43	Lewis	Feb. 10, 2007
	Rudy Montgomery	43	Marian	Jan. 27, 1960
3.	Floyd Smith	42	Transylvania	Jan. 15, 1976
4.	Reggie Burcy	41	Northern Kentucky	Mar. 2, 1989
	Mike Holmes	41	IUPUI-Fort Wayne	Feb. 27, 1988
6.	Tom Schurfranz	40	Ashland	Jan. 18, 1992
	Ron Belton	40	UW-Milwaukee	Feb. 26, 1969
	Joe Reibel	40	St. Joseph's	Feb. 23, 1959
	Rudy Montgomery	40	St. Joseph's	Dec. 5, 1958

MOST POINTS IN A SEASON

PL	NAME	SEASON	GMS.	FG.	FT.	PTS.	AVG.
1.	Floyd Smith	1976-77	28	267	167	701	25.0
2.	Tom Schurfranz	1990-91	30	245	131	621	20.5
3.	Tom Schurfranz	1991-92	28	241	128	610	21.8
4.	Buddy Cox	1981-82	29	247	106	600	20.7
5.	Steve Mercer	1995-96	27	226	144	598	22.1
6.	Reggie Burcy	1988-89	28	215	130	583	20.8
7.	Bruce Olliges	1980-81	26	222	129	563	21.7
8.	Buddy Cox	1983-84	24	232	90	554	23.1
9.	Ron Belton	1968-69	28	202	136	540	19.3
10.	Steve Mercer	1994-95	27	205	117	529	19.6

FREE THROW PERCENTAGE IN A SEASON (MIN. 2 FTA/GAME)

PL	NAME	SEASON	GMS.	FTM.	FTA.	AVG.
1.	Eric Wilson	1990-91	30	67	74	.905
2.	Justin Cornell	2002-03	28	66	73	.904
3.	Victor Pierson	2003-04	27	69	77	.896
4.	Chip Sivori	1996-97	25	48	55	.873
5.	Matt Otte	2005-06	28	61	70	.871
6.	Dewey Minton	1975-76	25	65	75	.867
7.	Clint Davis	1984-85	27	52	60	.866
8.	Josh Herbert	1997-98	27	64	74	.865
9.	Tim Roth	1986-87	26	44	51	.863
10.	Bill Duncan	1967-68	25	67	78	.858

FREE THROW PERCENTAGE IN A CAREER (MIN. 2 FTA/GAME)

PL	NAME	SEASONS	GMS.	FTM.	FTA.	AVG.
1.	Victor Pierson	2002-04	54	107	118	.906
2.	Eric Wilson	1989-91	57	123	146	.842
3.	Brad Bixler	1995-00	107	258	308	.830
4.	Brad Ayer	1999-03	108	276	335	.824
5.	Justin Cornell	2000-04	107	198	243	.815
6.	Brandy Monks	1987-91	115	419	519	.807
7.	Bruce Olliges	1977-81	104	335	416	.805
8.	Bill Duncan	1967-70	79	246	306	.804
9.	Floyd Smith	1974-77	103	412	513	.803
10.	Jeff Schneider	1982-84	46	157	196	.801

BELLARMI THOUSAND POINT CLUB

	NAME	YRS.	GMS.	PTS.	AVG.
1.	Steve Mercer	1993-97	108	1,969	18.2
2.	Floyd Smith	1973-77	103	1,932	18.8
3.	Tom Schurfranz	1987-92	112	1,868	16.7
4.	Rudy Montgomery	1955-60	89	1,723	19.4
5.	Clint Davis	1983-87	111	1,602	14.4
6.	Buddy Cox	1981-84	72	1,594	22.1
	Bruce Olliges	1977-81	72	1,594	22.1
8.	Mike Holmes	1984-88	106	1,581	14.9
9.	Jared McCurry	1998-02	109	1,565	14.4
10.	Shannon Phillips	1991-95	104	1,555	15.0
11.	Jim Hall	1972-76	97	1,470	15.2
12.	Brandy Monks	1987-91	115	1,436	12.5
13.	George Duncan	1970-74	98	1,411	14.4
14.	John Ellington	1988-92	106	1,358	12.8
15.	Al Stevenson	1955-59	71	1,313	18.5
16.	Brad Bixler	1995-00	107	1,246	11.6
17.	Chris Renfroe	1974-78	102	1,221	12.0
	Eugene Mosley	1960-64	102	1,221	12.0
19.	Dwight Moore	1975-79	105	1,218	11.6
20.	Bruce Johnson	2001-04	83	1,210	14.6
21.	Jack McLemore	1957-61	97	1,203	12.4
22.	John Parrott	1979-83	107	1,179	11.0
23.	Bobby Todd	1971-75	101	1,168	11.6
24.	Dave Kelly	1952-56	85	1,147	13.5
25.	Jim Crawford	1983-87	94	1,130	12.0
26.	Adam Etienne	1999-04	109	1,125	10.3
27.	Brad Ayer	1999-03	108	1,089	10.1
28.	Marvin Utley	1984-88	106	1,034	9.8
29.	Zach Miller	2000-04	104	1,003	9.6

HIGHEST CAREER SCORING AVERAGE

PL	NAME	SEASON	GMS.	PTS.	AVG.
1.	Bruce Olliges	1977-81	72	1594	22.1
	Buddy Cox	1981-84	72	1594	22.1
3.	Rudy Montgomery	1955-60	89	1723	19.4
4.	Floyd Smith	1973-77	103	1932	18.8
5.	Al Stevenson	1955-59	71	1313	18.5
6.	Steve Mercer	1993-97	108	1969	18.2
7.	Tom Schurfranz	1987-92	112	1868	16.7
8.	Jim Hall	1972-76	97	1470	15.2
9.	Shannon Phillips	1991-95	104	1555	15.0
10.	Mike Holmes	1984-88	106	1581	14.9

MOST THREE POINTERS IN A SEASON

PL	NAME	SEASON	NUMBER
1.	Matt Gladieux	1997-98	81
2.	Frankie Moore	1995-96	74
3.	Eric Wilson	1989-90	73
4.	Brad Bixler	1996-97	70
5.	Matt Pait	2004-05	69
6.	Eric Wilson	1990-91	64
7.	Brad Bixler	1999-00	62
	Brad Bixler	1997-98	62
9.	Matt Otte	2005-06	61
	Brad Bixler	1995-96	61
	Dave Naber	1994-95	61

*ACTIVE PLAYERS

PROGRAM RECORDS

MOST THREE POINTERS IN A CAREER

PL.	NAME	SEASON	NUMBER
1.	Brad Bixler	1995-00	246
2.	Bruce Johnson	2001-04	158
3.	Jared McCurry	1998-02	137
	Eric Wilson	1989-91	137
5.	Brad Ayer	1999-03	131
6.	John Ellington	1988-92	126
7.	Zach Miller	2000-04	125
8.	Matt Otte	2004-07	119
9.	Dave Naber	1991-95	117
10.	Adam Brames	2004-08	116

MOST REBOUNDS IN A GAME

PL.	NAME	REB.	OPPONENT	DATE
1.	Rudy Montgomery	35	Villa Madonna	Feb. 1, 1959
2.	Mike Clark	29	Tennessee A & I	Feb. 23, 1966
3.	Mike Clark	27	Centre	Jan. 20, 1968
4.	Rudy Montgomery	26	St. Joseph's	Jan. 9, 1960
5.	Rudy Montgomery	23	Transylvania	Dec. 9, 1959
	Ron Belton	23	Corpus Christi	Jan. 13, 1969
	John Linnemann	23	Campbellsville	Dec. 1, 1970
8.	Tom Hugenberg	22	Georgetown	Feb. 27, 1964
	Jim Schurfranz	22	Ill. Teachers College	Feb. 12, 1966
	Mike Holmes	22	Southern Indiana	Feb. 18, 1988

MOST REBOUNDS IN A SEASON (BY)

PL.	NAME	SEASON	GMS.	REB.	AVG.
1.	Rudy Montgomery	1958-59	17	422	24.8
2.	Rudy Montgomery	1959-60	22	371	16.9
3.	Mike Holmes	1987-88	26	333	12.8
4.	Mike Holmes	1986-87	27	330	12.3
5.	Ron Belton	1968-69	28	329	11.8
6.	Rudy Montgomery	1957-58	26	312	12.0
7.	Jim Schurfranz	1966-67	25	302	12.1
8.	Mike Holmes	1985-86	27	299	11.1
9.	Tom Schurfranz	1990-91	30	288	9.6
10.	Tom Hugenberg	1962-63	27	282	10.4

MOST REBOUNDS IN A CAREER (BY REBOUNDS)

PL.	NAME	SEASONS	GMS.	REB.	AVG.
1.	Rudy Montgomery	1956-60	89	1,345	15.1
2.	Mike Holmes	1984-88	106	1,134	10.7
3.	Jim Schurfranz	1964-67	69	735	10.7
4.	Tom Schurfranz	1987-92	112	903	8.1
5.	Steve Mercer	1993-97	108	873	8.1
6.	John Linneman	1967-71	89	829	9.3
7.	Chris Renfroe	1974-78	102	810	7.9
8.	Tom Hugenberg	1961-65	89	808	9.1
9.	George Duncan	1970-74	98	787	8.0
10.	Jim Hall	1972-76	97	768	7.9

MOST STEALS IN A GAME

PL.	NAME	STLS.	OPPONENT	DATE
1.	Jim Hall	8	--	1975
2.	Chip Sivori	6	St. Joseph's	Dec. 2, 1996
	Frank Moore	6	Marymount	Jan. 2, 1996
	Frank Moore	6	Bahamas	Dec. 31, 1995
	Shawn McGee	6	IUPUI-Ft. Wayne	Feb. 17, 1994
	Adam Brames	6	Indianapolis	Feb. 14, 2008

MOST STEALS IN A SEASON

PL.	NAME	SEASON	GMS.	STLS.	AVG.
1.	Matt Gladieux	1997-98	27	60	2.2
2.	Frankie Moore	1995-96	27	57	2.1
3.	Jared McCurry	1999-00	27	49	1.8
4.	John Ellington	1991-92	27	48	1.8
5.	Adam Brames	2007-08	28	46	1.6

6.	Frankie Moore	1996-97	27	45	1.7
7.	Chip Sivori	1994-95	27	44	1.6
8.	Steve Mercer	1993-94	27	42	1.6
9.	Steve Mercer	1995-96	27	41	1.5
10.	Steve Mercer	1996-97	27	41	1.5

MOST STEALS IN A CAREER

PL.	NAME	SEASONS	GMS.	STLS.	AVG.
1.	Steve Mercer	1993-97	108	154	1.4
2.	Jared McCurry	1999-02	109	147	1.3
3.	Shawn McGee	1992-97	108	120	1.1
4.	Chip Sivori	1993-97	97	118	1.2
	Brad Bixler	1995-00	107	118	1.1
6.	Eric Wahl	1995-99	108	105	1.0
7.	Adam Brames	2004-08	95	103	1.1
8.	Frankie Moore	1995-97	54	102	1.9
	Shannon Phillips	1991-95	104	102	1.0
10.	Brad Ayer	1999-03	108	92	0.9

MOST ASSISTS IN A GAME

PL.	NAME	AST.	OPPONENT	DATE
1.	Brandy Monks	14	Ashland	Dec. 17, 1989
2.	Matt Miller	13	Delta State	Nov. 22, 2005
3.	Matt Miller	11	Wayne State	Nov. 19, 2005
	Marcus Flynn	11	Kentucky Wesleyan	Feb. 3, 2005
	Tim Roth	11	Thomas More	Jan. 27, 1987
	Marin Utley	11	Kentucky State	Jan. 5, 1985
	Mike Purdy	11	Indianapolis	Mar. 3, 1984

MOST ASSISTS IN A SEASON

PL.	NAME	SEASON	GMS.	AST.	AVG.
1.	Brandy Monks	1988-89	30	188	6.3
2.	Brandy Monks	1990-91	30	167	5.6
3.	Brandy Monks	1989-90	27	166	6.1
4.	Jamie Jackson	2007-08	28	134	4.8
5.	John Ellington	1991-92	27	131	4.9
	Brandy Monks	1987-88	28	131	4.7
7.	Matt Miller	2005-06	28	128	4.6
8.	Marcus Flynn	2004-05	23	127	5.5
9.	John Ellington	1990-91	30	123	4.1
10.	Victor Pierson	2002-03	27	117	4.5
	Brad Bixler	1999-00	27	117	4.3

MOST ASSISTS IN A CAREER

PL.	NAME	SEASONS	GMS.	AST.	AVG.
1.	Brandy Monks	1987-91	115	652	5.7
2.	John Ellington	1988-92	106	442	4.2
3.	Brad Bixler	1995-00	107	401	3.7
4.	Zach Miller	2000-04	102	322	3.2
5.	Marvin Utley	1984-88	106	314	3.0
6.	Marcus Flynn	2004-07	78	307	3.7
7.	Shawn McGee	1992-97	108	290	2.7
8.	Jared McCurry	1998-02	109	267	2.4
9.	Jamie Jackson	2004-08	100	237	2.4
10.	Brad Ayer	1999-03	108	217	2.0



RUDY MONTGOMERY



JARED MCCURRY

PROGRAM RECORDS

MOST BLOCKED SHOTS IN A GAME

PL.	NAME	BLKS.	OPPONENT	DATE
1.	Tom Schurfranz	10	--	1991
2.	Caleb Halcomb	8	Winston Salem	Nov. 22, 2003
3.	Caleb Halcomb	7	UW-Parkside	Feb. 19, 2004
4.	Caleb Halcomb	6	Kentucky Wesleyan	Feb. 5, 2004
	Caleb Halcomb	6	Lewis	Jan. 22, 2004
	Caleb Halcomb	6	St. Joseph's	Jan. 2, 2004

MOST BLOCKED SHOTS IN A SEASON

PL.	NAME	SEASON	GMS.	BLK.	AVG.
1.	Caleb Holcomb	2003-04	27	94	3.5
2.	Tom Schurfranz	1991-92	28	67	2.4
3.	Steve Mercer	1995-96	27	46	1.7
4.	Steve Mercer	1994-95	27	44	1.6
5.	Steve Mercer	1996-97	27	42	1.6
6.	Steve Mercer	1993-94	27	31	1.1
	Andy Swan	1998-99	27	31	0.8
8.	Montonio Blake	2005-06	28	26	0.9
9.	Jamie Jackson	2007-08	28	25	0.9
10.	Lindo Sibankulu	2002-03	26	20	0.7

MOST BLOCKED SHOTS IN A CAREER

PL.	NAME	SEASON	GMS.	BLK.	AVG.
1.	Steve Mercer	1993-97	108	163	1.5
2.	Caleb Holcomb	2003-04	27	94	3.5
3.	Tom Schurfranz	1987-92	28	67	2.4
4.	Matt DeMasters	2004-07	77	42	0.5
5.	Oloyede Olumide	1999-02	50	36	0.8
	Jamie Jackson	2004-08	100	36	0.4
7.	Montonio Blake	2004-06	55	35	0.6
8.	Andy Swan	1998-00	55	34	0.6
9.	Adam Etienne	1999-04	81	32	0.3
10.	Shawn McGee	1992-97	108	28	0.3

* ACTIVE PLAYER

MOST FIELD GOALS MADE

GAME	1959	18	Joe Reibel vs. St. Joseph's
SEASON	1977-78	267	Floyd Smith
CAREER	1993-97	760	Steve Mercer

MOST FIELD GOAL ATTEMPTS

GAME	1977	26	Floyd Smith vs. Campbellsville
SEASON	1976-77	532	Floyd Smith
CAREER	1972-77	1,610	Floyd Smith

HIGHEST FIELD GOAL PERCENTAGE

GAME	1994	1.00 (9-9)	Shawn McGee vs. Ashland
SEASON	1990-91	.723	Tom Schurfranz
CAREER	1987-92	.702	Tom Schurfranz

MOST FREE THROWS MADE

GAME	1977	20	Floyd Smith vs. Transylvania
SEASON	1956-57	193	Al Stevenson
CAREER	1956-60	457	Rudy Montgomery

MOST FREE THROW ATTEMPTS

GAME	1977	21	Floyd Smith vs. Transylvania
SEASON	1959-60	233	Rudy Montgomery
CAREER	1956-60	744	Rudy Montgomery

HIGHEST FREE THROW PERCENTAGE

GAME	2003	1.000 (17-17)	Brad Ayer vs. St. Joseph's
SEASON	1990-91	.905 (67-74)	Eric Wilson
CAREER	2002-04	.906 (107-118)	Victor Pierson

MOST THREE POINT FIELD GOALS MADE

GAME	2007	9	Matt Otte vs. Lewis
------	------	---	---------------------

HIGHEST THREE POINT PERCENTAGE

GAME	1994	.833 (5-6)**	Brad Bixler vs. St. Joseph's
	2008	.833 (5-6)**	Adam Brames vs. NKU
SEASON	2000-01	.506 (43-85)	Jared McCurry
CAREER	2003-07	.412 (119-289)	Matt Otte

**MIN 6 ATTEMPTS

TEAM RECORDS

MOST POINTS

GAME	130	Ashland - 1993-94
SEASON	2,675	1990-91 (TOTAL POINTS)
SEASON	89.2	1990-91 (AVERAGE)

MOST COMBINED POINTS IN A GAME

GAME	253	Bellarmino 130 def. Ashland 123 - 1993-94
------	-----	---

LARGEST WINNING MARGIN

GAME	61	Puerto Rico Humacao - 2000-01
	61	Temple Baptist 2004-05

MOST FIELD GOALS

GAME	58	Centre - 1967-68
SEASON	967	1990-91

MOST FIELD GOAL ATTEMPTS

GAME	110	Centre - 1967-68
SEASON	2,418	1990-91

HIGHEST FIELD GOAL PERCENTAGE

GAME	.717 (38-53)	SIU-Edwardsville - 2003-04
SEASON	.545 (851-1,561)	1980-81

MOST FREE THROWS

GAME	51	Ashland - 1993-94
SEASON	567	1990-91

MOST FREE TH ROW ATTEMPTS

GAME	69	Ashland - 1993-94
SEASON	732	1990-91

HIGHEST FREE THROW PERCENTAGE

GAME	1.00 (14-14)	1991-92
SEASON	.775 (567-732)	1990-91

MOST THREE POINTERS MADE

GAME	15	5 times, most recent Lewis - 2006-07
SEASON	266	1995-96

MOST THREE POINTERS ATTEMPTED

GAME	41	Kentucky State - 1995-96
SEASON	697	1995-96

HIGHEST THREE POINT PERCENTAGE

GAME	.733 (14-19)	UW-Parkside - 1998-99
SEASON	.424 (136-321)	1989-90

MOST REBOUNDS

GAME	95	Illinois Teachers College - 1965-66
SEASON	1,407	1969-70

MOST ASSISTS

GAME	31	SIU-Edwardsville - 2003-04
SEASON	579	1986-87

MOST WINS

SEASON	24	1990-91
--------	----	---------

MOST GAMES PLAYED

SEASON	30	1983-84 1988-89 1990-91
--------	----	-----------------------------

BEST WINNING PERCENTAGE

SEASON	.800 (24-6)	1990-91
--------	-------------	---------

BELLARMINE HONOR ROLL



TOM SCHURFRANZ



FLOYD SMITH



CLINT DAVIS



CALEB HOLCOMB

NCAA DIVISION II ALL-AMERICA SELECTIONS

1996	Steve Mercer	Honorable Mention CoSIDA
1992	Tom Schurfranz	First Team NABC
1983	Buddy Cox	Third Team NABC
1977	Floyd Smith	Third Team NABC

GLVC PLAYER OF THE YEAR

1992	Tom Schurfranz
1988	Mike Holmes

GLVC ALL-CONFERENCE SELECTIONS

2008	Dzaflor Larkai	Second Team
	Adam Brames	Third Team
2006	Matt Miller	Honorable Mention
2005	Marcus Flynn	Honorable Mention
	Matt Pait	Honorable Mention
2002	Jared McCurry	Second Team
2001	Jared McCurry	Second Team
2000	Jared McCurry	Second Team
1998	Matt Gladieux	Second Team
	Brad Bixler	Honorable Mention
1997	Steve Mercer	Second Team
1996	Steve Mercer	Second Team
1995	Steve Mercer	First Team
	Shannon Phillips	Second Team
1994	Shannon Phillips	Second Team
	Steve Mercer	Honorable Mention
1993	Shannon Phillips	Honorable Mention
1992	Tom Schurfranz	First Team
	John Ellington	Honorable Mention
	John Hartlage	Honorable Mention
1991	Tom Schurfranz	First Team
	Brandy Monks	Second Team
	John Ellington	Honorable Mention
1990	Brandy Monks	Second Team
	Brian Fichter	Honorable Mention
1989	Reggie Burcy	First Team
	Tom Schurfranz	Second Team
1988	Mike Holmes	First Team
1987	Mike Holmes	Second Team
	Clint Davis	Second Team
1986	Mike Holmes	Second Team
1985	Clint Davis	Honorable Mention
1984	Clint Davis	Honorable Mention
1982	Buddy Cox	First Team

ACADEMIC ALL-AMERICA SELECTIONS

2003	Brad Ayer	Honorable Mention - CoSIDA
2001	Ronald Brooks	Third Team - Verizon
1992	Tom Schurfranz	Third Team - GTE

NCAA POST-GRADUATE SCHOLARSHIPS RECIPIENTS

2001	Ronald Brooks
1992	Tom Schurfranz

GLVC ACADEMIC ALL-CONFERENCE SELECTIONS

2008	Doug Davenport Dzaflor Larkai Andrew Parks Tim Dearlove
2007	Doug Davenport Matt DeMasters Marcus Flynn Dzaflor Larkai Andrew Parks Ryan Tiesi
2006	Marcus Flynn Matt Miller Andrew Parks Kyle Thrasher
2005	Marcus Flynn Kyle Thrasher
2004	Torey Meagher
2003	Brad Ayer Justin Cornell
2002	Brad Ayer Phillip Hobbs Oloyede Olumide
2001	Ron Brooks Justin Cornell Oloyede Olumide
2000	Brad Bixler Ron Brooks Andy Swan Jeffery Thomas
1999	Ron Brooks Amit Shaham Landon Swan Andy Swan Jeffrey Thomas Eric Wahl
1998	Brad Bixler Ron Brooks Brian Culhane Matt Gladieux Amit Shaham
1997	Steve Mercer Amit Shaham Chip Sivori
1996	Steve Mercer Amit Shaham
1995	Steve Mercer Dave Naber
1994	Kevin Eilers Robert Keeling Dave Naber
1993	Robert Keeling David Kirby David Naber
1992	Steve Bringard Bobby Keeling Tom Schurfranz
1991	Tom Schurfranz
1990	Ernest Marshall

NCAA TOURNAMENT APPEARANCES

1991 FIRST ROUND

Grand Valley State 78 def. Bellarmine 72

REGIONAL CONSOLATION

Bellarmine 94 def. Western Missouri 83

1989 FIRST ROUND

Bellarmine 108 def. Ferris State 92

SECOND ROUND

Kentucky Wesleyan 84 def. Bellarmine 77

1984 FIRST ROUND

Lewis 93 def. Bellarmine 61

REGIONAL CONSOLATION

Bellarmine 81 def. Cal-State Bakersfield 71

1982 FIRST ROUND

Central State 63 def. Bellarmine 61

REGIONAL CONSOLATION

Wright State 87 def. Bellarmine 86

1977 FIRST ROUND

Eastern Illinois 87 def. Bellarmine 72

REGIONAL CONSOLATION

Youngstown State 81 def. Bellarmine 79

1970 FIRST ROUND

Tennessee State 84 def. Bellarmine 77

REGIONAL CONSOLATION

Bellarmine 115 def. Transylvania 72

1969 FIRST ROUND

Alcorn A&M 76 def. Bellarmine 75

REGIONAL CONSOLATION

Transylvania 65 def. Bellarmine 64

1965 FIRST ROUND

Bellarmine 91 def. Norfolk State 74

SECOND ROUND

Evansville 81 def. Bellarmine 74

1963 FIRST ROUND

Oglethorpe 57 def. Bellarmine 49

REGIONAL CONSOLATION

Bellarmine 96 def. Austin Peay 86

ALL-TIME SERIES RECORDS

Akron	2-3	Holy Name	1-0	Old Westbury	1-0	St. Mary's	3-1
Alabama State	1-0	Houston Baptist	0-1	Olivet Nazarene	1-0	St. Vincent	0-1
Alabama-Huntsville	1-2	Illinois State	2-1	Oral Roberts	0-2	Steubenville	3-5
Alcorn A&M	1-2	Incarinate Word	1-0	Parsons	1-0	Tampa	1-0
American Christian	1-1	Indiana	0-1	Patten	1-0	Taylor	2-0
Anderson	1-1	Indiana State	2-4	Pikeville	10-6	Temple Baptist	2-0
Arkansas-Pine Bluff	1-0	Indianapolis	38-39	Prarie View	1-0	Tenn.-Chattanooga	0-1
Asbury	1-0	IUPU-Ft. Wayne	19-14	Presbyterian	0-1	Tennessee State	1-8
Ashland	19-20	IUPU-Indianapolis	8-4	Puerto Rico-Humacao	1-0	Texas Wesleyan	1-0
Assumption	0-1	IU-Southeast	18-3	Purdue-Calumet	2-0	Thomas More	27-8
Augusta	1-0	Jamaco Saints	0-1	Quantic Marines	1-0	Tiffin	0-1
Augusta State	1-0	John Carroll	0-1	Queens	1-0	Transylvania	43-40
Austin Peay	6-11	Kentucky Crusaders	1-0	Quincy	14-10	Troy State	1-1
Bahamas	1-0	Kentucky Southern	1-0	Rockhurst	2-2	Tusculum	2-0
Baldwin-Wallace	1-0	Kentucky State	29-30	USC-Upstate	1-0	Union	28-12
Belmont	1-1	Kentucky Wesleyan	20-70	Sacred Heart	1-0	Villa Madonna	17-17
Berea	21-9	Knoxville	3-0	Saginaw State	0-1	Vincennes	4-0
Bethany	1-0	Lake Superior State	0-1	Savannah State	1-0	Wabash	1-1
Bethel	3-1	Latvia National Team	1-0	Schreiner	1-0	Walsh	1-0
Biscayne	1-0	Lewis	25-40	Shaw	0-1	Wayne State	1-1
Bluefield State	1-0	Limestone	0-1	SIU-Edwardsville	18-15	West Virginia State	1-0
Bryant	0-1	Lincoln Memorial	7-1	South Dakota State	0-1	West Virginia Tech	1-1
California (Pa.)	1-0	Lindsey-Wilson	3-2	Southern Indiana	24-43	Western Carolina	0-1
Cal. St. Bakersfield	1-0	Lipscomb	5-1	Southwest Minn. St.	1-0	Western Illinois	1-0
Campbellsville	15-10	Longwood	1-0	Spalding	6-1	Western Washington	0-1
Capital	2-2	Louisville Bible	1-0	St. Andrews	1-0	Wilberforce	1-0
Centenary	1-0	Louisville Municipal	1-0	St. Benedict's	1-0	Winston Salem	0-1
Central Mo. State	1-0	Louisville	0-15	St. Bonaventure	0-1	Wisconsin-Milwaukee	0-1
Central State	3-5	Loyola (Md.)	1-0	St. Edwards	1-1	Wisconsin-Parkside	18-5
Centre	26-8	Mackin Cadets	0-1	St. Francis (Ind.)	1-0	Wisconsin-Platteville	0-1
Chase	0-2	Malone	1-0	St. Francis (Pa.)	1-1	Wittenberg	0-2
Christian Brothers	4-3	Marian	17-0	St. Joseph's	36-39	Wright State	6-13
Cincinnati	0-2	Marymount	1-0	St. Joseph's (Pa.)	0-3	Xavier	0-10
Cincinnati Clermont	1-0	McMurry	0-1	St. Kilda, Australia	1-0	Youngstown State	5-4
Club Cuero	0-1	Mercyhurst	1-2	St. Leo	1-1		
Corpus Christi	1-0	Mexico Olympics	0-1				
Creighton	1-0	Miami (Ohio)	0-1				
Cumberland	1-0	Midamerican Nazarene	1-0				
Dalhousie	1-0	Mid-Continent	1-0				
Davis-Elkins	1-0	Middle Tennessee St.	2-4				
Delta State	2-3	Midwestern State	0-1				
Denison	1-0	Milligan	1-0				
DePaul	0-3	Minnesota-Duluth	0-1				
DePauw	1-3	Mississippi College	1-0				
Detroit	0-1	Missouri Baptist	1-0				
Drury	0-5	Missouri State	0-1				
Dubuque	1-0	Missouri Western	1-0				
Earlham	1-0	Missouri-S&T	5-1				
Eastern Illinois	2-3	Missouri-St. Louis	15-9				
Eastern Kentucky	0-3	Morehead State	0-7				
Erskine	1-0	Mount Marty	1-0				
Evansville	0-2	Nebraska Wesleyan	1-0				
Fayetteville State	1-0	New Albany Dairymen	1-0				
Ferris State	1-0	Niagara	0-1				
Findlay	0-1	Norfolk State	1-0				
Fisk	1-1	Northeast Missouri	0-1				
Fort Knox	0-5	Northern Kentucky	29-41				
Franklin	3-5	Northwest Mo. State	0-1				
Gannon	5-4	Northwood	5-1				
Georgetown	18-38	Notre Dame	0-2				
Glennville State	1-0	Oakland City	11-2				
Grace College	2-0	Oglethorpe	1-1				
Grand Valley State	0-1	Ohio Dominican	2-0				
Hanover	5-1	Ohio University	0-1				
Henderson State	1-0	Ohio Wesleyan	1-0				
Hillsdale	1-0	Oklahoma Baptist	0-1				
Holy Family	1-0						



YEAR-BY-YEAR RESULTS

1950-1951 (2-12)

OPPONENT	RESULT
St. Mary's	L 79-66
@Villa Madonna	L 87-36
Club Cuero	L 74-47
@Lou. Municipal	W 69-36
Campbellsville	L 95-58
Campbellsville	L 75-39
@Georgetown	L 59-47
Georgetown	L 74-51
Louisville Bible College	W 64-51
Villa Madonna	L 86-61
Fort Knox	L 73-40
Fort Knox	L 81-46
Mackin Cadets	L 65-44
Xavier	L 61-27

1951-1952 (5-17)

OPPONENT	RESULT
Campbellsville	L 93-60
Lindsey-Wilson	W 63-54
Chase	L 84-68
Kentucky State	L 83-47
@Campbellsville	L 82-64
@Centre	L 81-54
@Georgetown	W 61-57
@Fort Knox	L 100-41
@Berea	L 76-58
St. Mary's	W 53-50
Georgetown	L 72-70
@Chase	L 80-59
@Xavier	L 60-58
Centre	W 80-77
@Lindsey-Wilson	L 90-74
Transylvania	W 66-59
@Transylvania	L 57-55
@Louisville	L 75-60
Berea	L 69-56
Louisville	L 85-57
Fort Knox	L 74-53
@Kentucky State	L 61-44

1952-1953 (9-13)

OPPONENT	RESULT
Campbellsville	W 84-78
@Union	L 78-67
Kentucky State	W 91-81
@Berea	L 85-70
@Georgetown	L 84-56
Union	L 79-76
@Lindsey-Wilson	L 79-72
@Centre	L 65-61
St. Mary's	W 108-76
@Vincennes J.C.	W 105-93
Transylvania	W 94-50
@Ky. Wesleyan	L 102-81
Centre	L 72-65
Lindsey-Wilson	W 79-72
Georgetown	W 65-64
Berea	L 95-88
@Kentucky State	L 85-78
@Transylvania	W 78-76
Vincennes J.C.	W 92-74
@Campbellsville	L 85-67
Ky. Wesleyan	L 87-80
@Ky. Wesleyan	L 81-75

1953-1954 (14-8)

OPPONENT	RESULT
Vincennes J.C.	W 70-55
Hanover	L 82-57
Kentucky State	W 70-65

Transylvania	W 92-85
Union	W 92-91
Georgetown	W 72-70
Centre	W 75-63
St. Mary's	W 96-53
Vincennes J.C.	W 79-68
Franklin	W 89-76
Centre	W 84-68
Transylvania	W 99-88
Berea	W 71-50
Franklin	L 78-59
St. Joseph's	L 78-76
Georgetown	L 91-78
Berea	L 75-65
Ky. Wesleyan	L 79-71
Kentucky State	L 63-61
Union	W 80-75
Transylvania	W 78-77
Georgetown	L 76-59

1954-1955 (8-14)

OPPONENT	RESULT
Franklin	W 90-60
Kentucky State	L 63-61
St. Joseph's	L 87-67
Georgetown	L 97-84
Centre	L 73-67
Hanover	W 76-69
Berea	L 73-62
Ky. Wesleyan	L 88-83
Centre	W 67-58
Union	W 98-88
Transylvania	L 78-73
Franklin	L 89-79
Villa Madonna	W 87-72
New Albany Dairymen	W 72-66
Georgetown	L 80-64
Villa Madonna	L 86-76
Ky. Wesleyan	L 91-60
Transylvania	W 84-77
Berea	W 73-69
Union	L 91-84
Morehead State	L 107-80
Ky. Wesleyan	L 85-77

1955-1956 (6-14)

OPPONENT	RESULT
Marian	W 102-47
@St. Joseph's	L 87-83
Georgetown	L 63-56
@Villa Madonna	L 74-67
@Indianapolis	L 95-86
Berea	W 70-57
@Transylvania	L 79-69
Centre	W 69-53
@Hanover	W 70-66
Union	L 84-81
@Georgetown	L 70-57
@Fort Knox	L 99-71
Morehead State	L 103-81
Kentucky State	W 86-77
@Centre	W 86-73
Transylvania	L 56-49
@Union	L 94-91
@Berea	L 87-82
Villa Madonna	L 87-78
Georgetown N	L 62-60

1956-1957 (13-11)

OPPONENT	RESULT
Marian	W 92-65
@Transylvania	W 78-74

Berea	W 94-72
@Xavier	L 73-58
Centre	W 87-79
@Morehead State	L 95-72
St. Joseph's	W 70-68
@Villa Madonna	L 92-76
Hanover	W 93-75
@Georgetown	L 85-79
Transylvania	L 89-75
@Pikeville	W 91-80
@Union	W 91-76
Georgetown	L 87-81
@Indianapolis	L 79-77
Loyola, Md.	N W 74-61
Kentucky State	L 80-77
@Berea	W 77-74
Villa Madonna	L 72-69
Evansville	N L 92-76
Union	W 98-87
@Centre	W 86-69
Villa Madonna	N W 95-51
Georgetown	N L 95-81

1957-1958 (17-9)

OPPONENT	RESULT
Transylvania	W 87-64
@Ky. Wesleyan	W 80-78
@Xavier	L 74-58
Morehead State	L 81-71
Villa Madonna	W 95-82
St. Joseph's	W 64-63
Wabash	W 74-68
Baldwin-Wallace	N W 98-67
Capital University	N W 69-60
@Indiana State	L 83-70
Berea	W 89-71
Pikeville	W 107-93
Centre	W 80-75
Union	W 82-80
Georgetown	L 77-75
@Transylvania	L 73-64
@Marian	W 87-68
Kentucky State	W 72-70
@Berea	W 85-72
@St. Joseph's	W 82-74
@Villa Madonna	L 111-83
@Georgetown	L 112-80
@Wabash	L 62-55
@Centre	W 76-60
Berea	N W 63-50
Transylvania	N L 56-54

1958-1959 (6-18)

OPPONENT	RESULT
@Marian	W 74-68
@Notre Dame	L 87-55
@St. Joseph's	L 90-71
Transylvania	L 75-69
@Centre	L 77-64
@Eastern Kentucky	L 80-73
@Indiana State	L 78-77
Indianapolis	N L 76-71
@Pikeville	L 107-91
@Morehead State	L 67-64
Berea	L 79-78
Ky. Wesleyan	L 101-79
@Georgetown	L 103-99
Pikeville	L 91-76
@Transylvania	W 73-68
@Union	L 74-63
Villa Madonna	W 78-67
Georgetown	L 106-79

@Villa Madonna	W 69-64
@Berea	L 94-60
Kentucky State	W 71-67
Centre	L 101-77
St. Joseph's	W 121-108
Union	N L 79-71

1959-1960 (7-15)

OPPONENT	RESULT
Pikeville	W 74-73
Capital University	W 75-74
@Union	L 93-80
@Xavier	L 85-60
Transylvania	L 78-75
@Kentucky State	L 72-55
@Villa Madonna	L 91-76
Tennessee State	L 111-60
Georgetown	L 84-55
@Ky. Wesleyan	L 103-83
Berea	W 76-63
@St. Joseph's	L 105-92
@Georgetown	W 67-66
Union	W 85-73
@Marian	W 97-84
@Pikeville	L 83-61
@Transylvania	L 102-85
Villa Madonna	L 88-75
Georgetown	L 84-70
@Berea	W 100-84
St. Joseph's	L 98-89
Georgetown	N L 76-62

1960-1961 (11-17)

OPPONENT	RESULT
@Campbellsville	L 81-72
@Capital University	L 69-53
@Xavier	L 106-69
Louisville	L 79-52
@Transylvania	L 72-52
@St. Joseph's	L 73-70
@Tennessee State	L 89-54
Fisk	N W 61-57
Marian	W 86-61
Earlham	N W 71-63
Indianapolis	N L 64-59
Ky. Wesleyan	L 101-78
@Berea	W 56-50
Villa Madonna	L 91-65
Georgetown	L 80-68
Union	W 62-56
Campbellsville	W 74-71
Pikeville	L 98-78
@Villa Madonna	L 81-61
Transylvania	L 79-60
@Georgetown	L 85-75
Berea	W 69-65
@Pikeville	L 95-68
@Union	W 66-57
@Centre	W 74-62
St. Joseph's	W 66-63
Transylvania	W 70-62
Villa Madonna	L 69-62

1961-1962 (11-11)

OPPONENT	RESULT
Campbellsville	W 76-75
@Notre Dame	L 71-52
@Xavier	L 93-51
@Union	L 89-76
@St. Bonaventure	L 89-58
@Niagara	L 78-63
@Villa Madonna	W 79-73

@Marian	W 62-58
@Ky. Wesleyan	L 105-77
Berea	W 75-60
@Georgetown	L 88-69
@Transylvania	L 77-68
Pikeville	W 73-66
Transylvania	W 74-69
@Pikeville	L 62-61
Georgetown	L 86-75
Villa Madonna	W 82-64
Union	W 93-82
@Berea	W 82-56
St. Joseph's	W 88-72
Centre	W 85-70
Villa Madonna	N L 63-62

1962-1963 (17-5)

OPPONENT	RESULT
@St. Joseph's	L 74-71
Centre	W 76-61
Transylvania	W 74-55
Berea	W 96-65
@Villa Madonna	W 89-82
Prairie View	N W 59-47
@Quincy	W 76-71
Western Illinois	N W 62-60
@Georgetown	W 70-62
Ky. Wesleyan	W 69-62
Union	W 92-68
@Transylvania	L 73-49
Georgetown	W 92-80
@Louisville	L 76-60
@Xavier	L 73-56
@Pikeville	W 60-56
Villa Madonna	L 67-61
@Union	W 71-56
Pikeville	W 71-70
@Centre	W 68-49
@Berea	W 76-53
Marian	W 84-71

1963-1964 (17-13)

OPPONENT	RESULT
Union N	W 73-63
Villa Madonna N	W 75-73
Transylvania N	W 66-57
Oglethorpe	L 57-49
Austin Peay	W 96-86
@Centre	L 63-59
@Union	L 59-52
Pikeville	W 83-68
Indianapolis	L 96-89
Rockhurst N	L 68-66
Minn.-Duluth N	L 74-71
Austin Peay N	W 83-79
@Pikeville	W 70-62
@Berea	W 90-78
Lipscomb	W 56-55
Georgetown	W 78-76
Transylvania	W 76-70
@Villa Madonna	W 77-69
@Transylvania	W 69-66
@Hanover	W 65-52
@Louisville	L 78-70
@Indianapolis	L 103-87
@Georgetown	L 91-78
Union	L 69-66
Centre	W 104-94
Villa Madonna	L 72-64
@Marian	W 76-72
@Ky. Wesleyan	L 86-70
Berea	W 85-69

ALL-TIME RESULTS

@Georgetown	L 70-58	@Tennessee State	L 69-60	@Middle Tenn. St.	W 79-75	Centre	W 107-69	American Christian	L 85-76
1964-1965 (15-8)		Austin Peay	L 83-77	Oral Roberts	L 84-76	Parsons	W 76-67	Lipscomb	W 93-59
OPPONENT	RESULT	@Villa Madonna	W 87-75	Transylvania	W 84-65	@Kentucky State	L 126-71	Austin Peay	W 67-55
Berea	W 96-73	@Transylvania	L 91-83	Thomas More	W 66-63	Transylvania	L 89-59	West Virginia State	N W 74-65
Centre	W 105-75	@Centre	W 90-87	@Steubenville	W 73-62	Shaw	L 49-48	Capital	N L 67-57
Indianapolis	W 94-85	Indianapolis	W 98-82	@Gannon	L 80-74	Tennessee State	L 50-45	@Southern Indiana	W 80-64
@Transylvania	W 64-49	Ky. Wesleyan	L 85-61	@Transylvania	W 63-60	Thomas More	L 60-55	Transylvania	W 76-70
@Christian Bros.	L 70-69	1967-1968 (13-12)		Centre	W 91-55	No. Kentucky	L 103-92	Indianapolis	W 86-79
Denison	N W 73-55	OPPONENT	RESULT	@Austin Peay	W 94-83	Ohio Dominican	W 111-77	@No. Kentucky	L 87-81
@Oglethorpe	W 65-64	Oakland City	W 92-73	Lewis	W 98-68	@Transylvania	L 97-76	@Franklin	L 74-68
Louisville	L 88-71	Marian	W 77-72	Central State	L 85-74	1972-1973 (12-14)		Mount Marty, S.D.	W 96-76
@Lewis	L 94-79	@Centre	L 87-75	Quantico Marines	W 95-69	OPPONENT	RESULT	@Transylvania	L 73-65
St. Francis, Pa.	W 95-85	@Austin Peay	L 81-61	@Thomas More	W 87-86	Campbellsville	W 72-65	@Georgetown	L 86-76
@Transylvania	L 60-52	@Middle Tenn. St.	L 87-72	Northwood	W 89-56	Kentucky State	L 74-73	@Lipscomb	W 86-75
Hanover	W 78-62	Northwood	W 95-70	@Xavier	L 98-71	IU-Southeast	W 86-66	Thomas More	L 81-75
@St. Francis, Pa.	L 68-66	@DePaul	L 75-62	Gannon	W 79-61	Marian	W 109-68	Kentucky State	L 96-87
@Indianapolis	W 78-67	@Lewis	L 64-62	@Ky. Wesleyan	L 92-81	@Indiana State	L 85-66	@Akron	L 82-47
@Centre	W 82-67	@Gannon	L 77-64	@Louisville	L 95-75	@Akron	L 68-60	Ky. Wesleyan	W 100-79
@Villa Madonna	W 65-62	@Akron	W 52-46	@Ashland	W 63-57	Austin Peay	N L 94-82	Wright State	W 83-79
Steubenville	L 69-61	Bethany	W 89-75	Austin Peay	W 98-73	Fisk N	L 84-82	@Thomas More	W 62-60
Villa Madonna	W 71-64	Villa Madonna	L 84-78	St. Leo, Florida	L 79-78	Staubenville	W 59-57	Walsh	W 97-95
Marian	W 96-73	Centre	W 128-72	Tennessee State	N L 84-77	@Middle Tenn. St.	L 74-68	No. Kentucky	W 76-72
@Berea	W 63-57	@Ky. Wesleyan	L 79-70	Transylvania	N W 115-72	Ky. Wesleyan	L 79-69	Ashland	W 73-68
Ky. Wesleyan	L 73-72	Steubenville	W 102-74	1970-1971 (10-16)		Nebraska Wesleyan	W 96-55	1975-1976 (18-7)	
Norfolk State	N W 91-74	@Transylvania	L 91-67	OPPONENT	RESULT	@Franklin	L 102-69	OPPONENT	RESULT
Evansville	N L 81-74	St. Joseph's, Pa.	L 66-62	Campbellsville	W 76-70	Ashland	W 91-59	Union	W 101-83
1965-1966 (13-8)		Delta State	W 75-66	@Xavier	L 82-79	Gannon	W 84-79	Malone	W 70-68
OPPONENT	RESULT	Austin Peay	W 97-69	Alcorn State	L 84-63	Northwood	W 71-69	@Campbellsville	W 110-82
@Indianapolis	W 65-62	Transylvania	W 80-68	@Oral Roberts	L 112-74	@Thomas More	L 76-75	American Christian	W 58-49
Oakland City	W 99-58	@Villa Madonna	W 80-63	@Missouri State	L 64-63	@Tennessee State	L 90-48	@Wittenberg	L 76-68
@St. Joseph's, Pa.	L 98-68	@Indianapolis	W 94-82	@Indiana State	W 112-84	Austin Peay	L 100-97	Transylvania	W 73-63
@Louisville	L 82-52	Central State	L 74-53	@Louisville	L 102-76	Transylvania	L 73-67	Dubuque	W 84-78
@South Dakota St.	L 68-66	Lewis	W 101-75	Dalhousie	W 87-53	@Southern Indiana	W 84-64	DePauw	W 78-73
@Creighton	W 81-78	@Louisville	L 107-58	Steubenville	L 74-70	@Detroit	L 83-69	Campbellsville	W 78-74
@Villa Madonna	W 90-82	1968-1969 (19-9)		Christian Brothers	W 77-76	Thomas More	W 85-67	Georgetown	W 103-87
Transylvania	W 75-62	OPPONENT	RESULT	Transylvania	W 72-64	No. Kentucky	W 85-82	Southern Indiana	W 79-77
Marian	W 95-66	St. Benedict's	W 74-55	Lewis	W 91-83	@Ohio Dominican	W 85-68	@Thomas More	L 97-86
@Tennessee State	L 73-71	@Miami, Ohio	L 86-67	Austin Peay	L 88-87	@Transylvania	L 74-72	@Transylvania	L 80-70
Christian Bros.	W 75-60	@Centre	W 112-81	@Central State	L 82-58	1973-1974 (12-13)		@Indianapolis	W 77-69
Lewis	L 84-83	Middle Tenn. St.	W 80-79	@Thomas More	L 82-76	OPPONENT	RESULT	Thomas More	W 84-68
Centre	W 102-70	Marian	W 95-49	@Centre	W 89-76	Campbellsville	W 88-80	@Belmont	L 68-60
@Transylvania	W 72-71	Transylvania	W 73-67	Gannon	W 96-88	IU-Southeast	W 85-70	@No. Kentucky	W 74-70
Illinois State	W 94-55	@St. Leo, Florida	W 105-99	Middle Tenn. St.	L 79-75	@Kentucky State	L 99-77	Lipscomb	W 72-62
Villa Madonna	W 68-66	@Biscayne	W 91-77	@Transylvania	L 81-67	Central State	W 80-75	Tenn.-Chattanooga	L 74-70
@Gannon	L 83-65	@Tampa	W 85-74	Ky. Wesleyan	L 94-76	@Austin Peay	L 97-64	@Ky. Wesleyan	W 92-78
@Steubenville	L 82-72	Corpus Christi	W 77-73	Kentucky State	L 108-78	Wittenberg	L 64-60	@Wright State	L 71-64
@Centre	W 93-77	Indianapolis	W 97-92	@Austin Peay	L 93-71	Southern Indiana	W 101-80	@Kentucky State	L 117-89
Tennessee State	W 75-66	Lewis	W 103-77	Thomas More	L 78-74	@Indianapolis	L 72-61	Belmont	W 74-71
@Ky. Wesleyan	L 69-56	Thomas More	W 86-64	@Wright State	W 84-83	@Transylvania	L 68-63	No. Kentucky	W 77-76
1966-1967 (12-13)		@Transylvania	L 82-68	Marian	W 90-81	Franklin	L 84-67	IU-Southeast	W 67-64
OPPONENT	RESULT	Ky. Wesleyan	W 72-64	Ashland	L 62-60	No. Kentucky	L 88-81	1976-1977 (17-11)	
Oakland City	W 89-85	@Austin Peay	L 70-67	1971-1972 (9-17)		@Ashland	L 93-79	OPPONENT	RESULT
@Austin Peay	L 56-55	Kentucky State	W 79-69	OPPONENT	RESULT	Georgetown	W 76-71	Bethel	W 87-75
Centre	W 97-71	@Thomas More	W 78-72	Campbellsville	W 68-62	@Union	W 67-65	IU-Southeast	W 55-46
@Marian	W 92-73	Austin Peay	L 57-54	@Louisville	L 116-58	Northwood	W 57-56	Campbellsville	W 107-62
Lewis	W 86-60	@Lewis	W 94-70	Alcorn State	W 95-83	Transylvania	L 68-60	@DePauw	L 90-83
@Louisville	L 104-55	Kentucky Southern	W 88-71	Southern Indiana	W 74-70	Thomas More	W 89-75	@Union	W 85-84
Texas Wesleyan	W 88-79	Northwood	W 105-65	Wright State	W 74-52	@Central State	L 66-62	@Morehead State	L 90-81
Western Carolina	N L 86-80	@DePaul	L 85-75	Akron	W 69-68	Indiana State	W 67-65	Transylvania	W 78-75
NE Missouri N	L 75-67	@Wis.-Milwaukee	L 91-88	@Christian Brothers	L 67-52	@Ky. Wesleyan	L 100-84	Middle Tenn. St.	L 75-70
Oklahoma Baptist	N L 66-63	@Central State	W 64-60	Houston Baptist	L 77-76	Union	W 81-67	Indianapolis	W 115-112
@DePaul	L 64-63	@Louisville	L 93-80	@Austin Peay	L 120-75	@Wright State	L 99-75	Union	W 81-80
@Lewis	L 90-75	Alcorn State	N L 76-75	@Ky. Wesleyan	L 98-82	@No. Kentucky	W 86-85	@Southern Indiana	W 88-81
@Illinois State	W 100-80	Transylvania	N L 65-64	@Ashland	L 82-78	@Thomas More	W 87-77	@Transylvania	W 88-83
@Steubenville	L 74-67	1969-1970 (17-10)		Northwood	L 77-67	Akron	L 73-66	@Campbellsville	W 79-71
Tennessee State	L 102-74	OPPONENT	RESULT	Franklin	W 92-86	1974-1975 (15-10)		@Georgetown	W 97-89
Villa Madonna	W 79-65	Campbellsville	W 85-72	@Gannon	L 101-87	OPPONENT	RESULT	@Eastern Illinois	W 79-77
Gannon	W 85-72	@Kentucky State	L 97-85	@Steubenville	L 68-64	IU-Southeast	L 63-62	Thomas More	L 78-77
Transylvania	W 85-65	@Lewis	L 66-63	@Thomas More	L 86-81	Campbellsville	W 86-72	@No. Kentucky	L 80-78
								Eastern Illinois	L 79-77

ALL-TIME RESULTS

@Lipscomb	L 79-69
Ky. Wesleyan	W 84-80
Wright State	W 88-85
Kentucky State	L 81-80
Anderson	W 92-79
@Thomas More	W 100-81
IU-Southeast	W 65-60
No. Kentucky	L 75-68
Eastern Illinois	N L 87-72
@Youngstown State	L 81-79

1977-1978 (16-10)

OPPONENT	RESULT
Ohio Wesleyan	W 82-70
Pikeville	W 74-63
Union	W 74-65
@Indianapolis	L 79-65
Georgetown	W 77-67
@Transylvania	L 94-85
Campbellsville	W 103-97
@Youngstown State	W 70-63
@Union	L 76-74
@St. Joseph's	L 78-64
Southern Indiana	W 82-77
DePauw	L 73-72
Ky. Wesleyan	L 87-73
@No. Kentucky	W 79-74
Thomas More	W 72-61
@Campbellsville	L 88-67
IU-Southeast	W 106-87
@Kentucky State	W 91-78
St. Joseph's	L 74-73
@Ky. Wesleyan	W 65-63
@Wright State	L 68-63
Youngstown State	W 63-61
No. Kentucky	W 102-67
@Thomas More	W 65-52
Transylvania	L 70-67
Indianapolis	W 92-71

1978-1979 (14-12, 4-4)

OPPONENT	RESULT
Lincoln Memorial	W 84-64
Augusta	W 88-80
@St. Joseph's	L 92-89
@Georgetown	L 92-80
Eastern Illinois	W 82-70
Transylvania	W 76-59
Indianapolis	W 99-92
Morehead State	L 88-87
St. Joseph's	W 85-78
@Youngstown State	L 81-74
Southern Indiana	L 96-95
Union	W 94-73
Ky. Wesleyan	W 94-79
@No. Kentucky	L 69-64
Campbellsville	W 103-89
@Thomas More	W 84-72
@Eastern Illinois	L 78-67
@DePauw	L 90-84
Kentucky State	W 85-80
@Ky. Wesleyan	L 72-64
Wright State	L 89-83
@Southern Indiana	L 88-84
No. Kentucky	L 77-76
Thomas More	W 110-72
@Transylvania	W 66-64
@Indianapolis	W 92-90

1979-1980 (17-9, 7-3)

OPPONENT	RESULT
Oakland City	W 69-66

Alabama State	L 76-75
Transylvania	W 75-63
@Campbellsville	L 104-92
@Union	W 92-89
Youngstown State	W 95-85
Christian Brothers	W 77-73
@Wright State	L 102-79
Thomas More	W 90-65
@Ashland	W 105-85
Georgetown	W 93-72
@Southern Indiana	W 78-69
@Ky. Wesleyan	W 81-67
No. Kentucky	L 93-79
@Thomas More	W 84-72
St. Joseph's	L 101-94
Indianapolis	L 82-80
Ky. Wesleyan	W 100-79
Southern Indiana	W 80-77
@Kentucky State	L 85-84
Wright State	L 66-63
@No. Kentucky	W 95-70
@St. Joseph's	W 78-75
@Indianapolis	W 87-66
Ashland	L 99-95
@Transylvania	W 80-75

1980-1981 (16-10, 4-6)

OPPONENT	RESULT
@Union	W 82-79
SIU-Edwardsville	W 97-77
Arkansas-Pine Bluff	W 83-74
@Georgetown	L 66-62
Campbellsville	L 95-87
Union	W 91-54
Wright State	L 85-76
@Transylvania	W 81-73
Thomas More	W 92-83
@Youngstown State	W 78-77
Oakland City	W 90-89
Southern Indiana	L 87-85
Ky. Wesleyan	L 85-80
Ashland	W 106-92
@Wright State	W 87-84
@St. Joseph's	L 80-75
@Indianapolis	L 83-76
@Ky. Wesleyan	L 96-75
@Southern Indiana	L 91-81
No. Kentucky	W 87-82
Kentucky State	W 108-102
Indianapolis	W 74-62
St. Joseph's	W 90-82
@Ashland	W 90-85
@No. Kentucky	L 64-63
Transylvania	W 79-74

1981-1982 (20-9, 9-3)

OPPONENT	RESULT
Pikeville	W 62-59
Savannah State	W 84-73
@Cincinnati	L 85-72
Kentucky State	W 83-78
Georgetown	W 72-68
@Campbellsville	L 87-80
@Thomas More	W 95-82
Union	W 94-71
UPU-Ft. Wayne	W 71-68
Transylvania	W 68-63
Youngstown State	W 64-61
@Ashland	L 70-68
@No. Kentucky	L 48-45
St. Joseph's	W 98-85
Lewis	W 83-73

@Ky. Wesleyan	L 63-52
@Southern Indiana	W 94-87
@Indianapolis	W 84-68
@Kentucky State	W 95-77
No. Kentucky	W 65-60
Ashland	W 62-58
@Lewis	L 73-64
@St. Joseph's	W 63-60
Southern Indiana	W 93-66
Ky. Wesleyan	W 78-67
Indianapolis	W 74-73
@Transylvania	L 70-67
Central State	N L 63-61
Wright State	N L 87-86

1982-1983 (13-14, 5-7)

OPPONENT	RESULT
Mo.-St. Louis	L 66-64
Lincoln Memorial	W 82-72
@Union	W 78-63
@Cincinnati	L 81-70
@Georgetown	W 61-59
@Youngstown State	L 96-79
@Kentucky State	W 77-69
No. Kentucky	W 70-66
Thomas More	W 70-65
Wright State	L 98-91
Saginaw State	L 81-77
Ashland	W 91-72
Transylvania	W 73-71
Kentucky State	W 75-68
@Indianapolis	L 112-90
@Lewis	L 78-68
@St. Joseph's	L 97-86
Southern Indiana	W 92-83
Ky. Wesleyan	L 78-74
@Ashland	W 92-79
@Wright State	L 103-78
@Transylvania	L 76-75
Indianapolis	W 104-87
Lewis	L 63-61
St. Joseph's	W 92-72
@Ky. Wesleyan	L 77-74
@Southern Indiana	L 88-86

1983-1984 (21-9, 8-4)

OPPONENT	RESULT
Missouri-Rolla	L 85-83
Mississippi College	W 84-76
Lincoln Memorial	W 75-67
Transylvania	W 89-78
@IU-Southeast	W 62-57
@Kentucky State	L 64-58
Georgetown	W 78-67
@No. Kentucky	W 69-64
Union	W 71-61
Wright State	W 82-70
@Thomas More	W 77-72
@IU-Southeast	W 98-64
St. Joseph's	W 86-80
Lewis	L 68-67
@Southern Indiana	L 85-72
@Ky. Wesleyan	L 82-74
Ashland	W 73-63
@Transylvania	L 75-69
No. Kentucky	W 81-51
Indianapolis	W 83-76
@Lewis	W 75-69
@St. Joseph's	W 85-81
Southern Indiana	W 89-81
Ky. Wesleyan	W 89-75
@Wright State	L 71-59

@Ashland	L 63-61
Kentucky State	W 83-74
@Indianapolis	W 84-82
Lewis	N L 93-87
Calif.-Bakersfield	N W 81-71

1984-1985 (8-19, 3-11)

OPPONENT	RESULT
Davis-Elkins	W 95-65
Lincoln Memorial	L 83-70
@Kentucky State	L 72-50
Transylvania	W 63-55
@Georgetown	L 83-82
@No. Kentucky	L 73-63
@Wright State	L 93-84
Thomas More	W 90-81
Youngstown State	L 86-84
@Union	W 89-73
Kentucky State	W 76-62
@Southern Indiana	L 91-81
@Ky. Wesleyan	L 99-94
St. Joseph's	L 90-78
Lewis	L 57-48
@Ashland	L 63-60
@IUPU-Ft. Wayne	L 61-56
@Transylvania	L 90-76
Indianapolis	L 83-82
Ky. Wesleyan	L 83-66
Southern Indiana	L 58-56
@Lewis	W 66-61
@St. Joseph's	W 77-75
Ashland	L 61-48
IUPU-Ft. Wayne	L 69-67
No. Kentucky	L 63-57
@Indianapolis	W 80-77

1985-1986 (13-14, 7-9)

OPPONENT	RESULT
Olivet Nazarene	W 81-69
@Anderson	L 73-61
Taylor	W 70-67
@Transylvania	L 63-62
Georgetown	L 80-79
@Kentucky State	L 70-67
No. Kentucky	W 63-62
@IU-Southeast	W 64-61
@Thomas More	W 103-84
@Lewis	L 86-58
@St. Joseph's	L 78-68
Southern Indiana	W 74-73
Ky. Wesleyan	L 87-85
@Ashland	W 85-77
Wright State	L 74-66
@Indianapolis	L 80-71
@IUPU-Ft. Wayne	W 66-61
Kentucky State	W 86-74
Indianapolis	L 66-65
IUPU-Ft. Wayne	W 90-76
Ashland	W 71-58
@Ky. Wesleyan	L 81-79
@Southern Indiana	L 97-87
St. Joseph's	L 93-92
Lewis	L 62-52
Transylvania	W 86-81
@No. Kentucky	W 77-76

1986-1987 (17-10, 10-6)

OPPONENT	RESULT
Kentucky State	W 80-70
Berea	N W 82-75
Milligan	W 97-57
@Georgetown	L 69-68

Transylvania	L 79-74
@Kentucky State	W 82-75
Indianapolis	W 86-61
IU-Southeast	L 75-73
@Ashland	W 60-56
@IUPU-Ft. Wayne	L 70-69
St. Joseph's	W 95-87
Lewis	W 72-64
Sacred Heart	W 70-62
@Southern Indiana	L 77-75
@Ky. Wesleyan	L 80-71
No. Kentucky	L 81-79
@Transylvania	L 81-71
Thomas More	W 86-75
@No. Kentucky	W 77-75
Southern Indiana	L 87-83
Ky. Wesleyan	W 77-72
@St. Joseph's	W 69-68
@Lewis	L 81-74
Ashland	W 84-70
IUPU-Ft. Wayne	W 79-72
SIU-Edwardsville	W 87-77
@Indianapolis	W 85-75

1987-1988 (11-17, 6-10)

OPPONENT	RESULT
Kentucky State	L 75-69
Tusculum N	W 90-73
Grace College	W 89-73
@Mo.-St. Louis	L 75-65
@SIU-Edwardsville	L 78-76
Transylvania	L 73-69
Thomas More	W 113-100
Georgetown	L 77-74
@IU-Southeast	W 75-72
@Southern Indiana	L 74-72
@Ky. Wesleyan	L 97-81
@Indianapolis	W 95-91
Ashland	L 79-75
No. Kentucky	W 101-99
@St. Joseph's	L 79-65
@Lewis	L 93-79
St. Joseph's	W 63-58
Lewis	L 81-79
@Ashland	L 83-66
@No. Kentucky	W 84-75
@Transylvania	L 76-64
Indianapolis	L 82-81
Southern Indiana	W 71-59
Ky. Wesleyan	L 82-71
@Kentucky State	L 77-76
IUPU-Indianapolis	W 104-90
@IUPU-Ft. Wayne	L 108-106
IUPU-Ft. Wayne	W 99-94

1988-1989 (22-8, 11-5)

OPPONENT	RESULT
@Kentucky State	L 89-84
Purdue-Calumet	N W 104-59
Missouri-Rolla	W 55-53
Mo.-St. Louis	W 96-85
@Georgetown	W 83-66
@Thomas More	W 68-65
Transylvania	W 78-71
Ashland	W 61-59
@No. Kentucky	L 80-77
IU-Southeast	W 87-71
@Ky. Wesleyan	W 85-79
@Southern Indiana	L 69-66
St. Joseph's	L 71-63
Lewis	W 102-72
Kentucky State	W 104-88

ALL-TIME RESULTS

Indianapolis	W 95-85	@Lewis	L 77-72	Purdue-Calumet	W 73-69	St. Joseph's	L 71-68	Northern Kentucky	L 83-69
@IUPU-Ft. Wayne	W 85-83	@St. Joseph's	W 84-72	Oakland City	W 88-81	@IU-Southeast	W 97-79	@Southern Indiana	L 102-76
SIU-Edwardsville	W 103-101	Southern Indiana	W 69-66	IUPU-Indianapolis	W 87-85	@SIU-Edwardsville	L 74-68		
IUPU-Ft. Wayne	W 100-77	Kentucky Wesleyan	N W 84-70	@IU-Southeast	W 87-77	@Quincy	L 90-72	1998-1999 (10-18, 7-15)	
@Transylvania	L 97-77	Grand Valley State	N L 78-72	Georgetown	L 93-76	@Kentucky State	L 84-76	OPPONENT	RESULT
@IUPUI	W 100-97	Missouri Western	N W 94-83	Kentucky State	L 77-73	Kentucky Wesleyan	L 74-73	Assumption	L 96-76
@Indianapolis	W 93-92			@IUPUI	L 94-80	@Southern Indiana	L 84-69	Spalding	W 87-81
@Lewis	W 79-72	1991-1992 (17-11, 10-8)		Indianapolis	L 81-77	IUPU-Ft. Wayne	W 71-68	@Northern Kentucky	L 70-69
@St. Joseph's	W 81-73	OPPONENT	RESULT	Northern Kentucky	L 84-66	Indianapolis	L 82-63	@Indianapolis	L 87-71
Southern Indiana	W 80-74	Wisconsin-Platteville	N L 90-58	@Lewis	L 74-60	@Lewis	L 70-68	IUPU-Ft. Wayne	W 61-46
Ky. Wesleyan	L 91-76	Henderson State	N W 88-83	@St. Joseph's	L 85-62	@Wis.-Parkside	W 73-69	@Kentucky Wesleyan	L 100-70
No. Kentucky	W 108-105	@IU-Southeast	W 60-38	IUPU-Ft. Wayne	W 84-71	Southern Indiana	L 88-64	St. Francis, Indiana	W 92-83
@Ashland	L 89-68	Troy State	N L 105-99	Ashland	W 130-123	SIU-Edwardsville	W 101-93	MidAmerica Nazarene	N W 84-63
Ferris State	N W 108-92	Taylor	W 80-64	@Southern Indiana	L 97-80	Northern Kentucky	L 84-79	Midwestern St.	N L 86-74
@Ky. Wesleyan	L 84-77	Lincoln Memorial	W 82-67	@Kentucky Wesleyan	L 101-70			St. Joseph's	L 77-69
		Georgetown	L 77-75	@Northern Kentucky	W 73-72			@Southern Indiana	L 54-47
1989-1990 (16-11, 10-8)		@SIU-Edwardsville	W 93-73	@Indianapolis	L 83-69	1996-1997 (16-11, 9-11)		@SIU-Edwardsville	W 67-59
OPPONENT	RESULT	Kentucky Wesleyan	W 84-66	St. Joseph's	L 64-62	OPPONENT	RESULT	Lewis	L 61-56
@IU-Southeast	L 77-76	Southern Indiana	W 63-55	Lewis	W 71-68	Knoxville	W 90-65	Wisconsin-Parkside	W 78-55
Lincoln Memorial	N W 69-62	@IUPUI	W 101-78	@IUPU-Ft. Wayne	W 79-71	@St. Joseph's	W 76-73	Missouri-St. Louis	W 84-73
Troy State	W 110-101	Kentucky State	W 94-79	@Ashland	L 93-88	Spalding	W 94-59	Quincy	W 95-89
@Eastern Kentucky	L 95-80	@IUPU-Ft. Wayne	L 99-86	Kentucky Wesleyan	L 74-68	@IUPU-Ft. Wayne	L 67-62	@Oakland City	L 75-63
@SIU-Edwardsville	L 85-72	@Ashland	L 75-73	IUPU-Ft. Wayne	L 96-89	@Old Westbury	W 97-80	@IUPU-Ft. Wayne	L 85-69
@Lincoln Memorial	W 93-85	Northern Kentucky	L 95-89	@SIU-Edwardsville	L 96-85	Centenary N	W 78-60	@St. Joseph's	L 85-76
Thomas More	W 108-65	Indianapolis	W 97-63	@Kentucky State	L 81-69	@Queens	W 76-59	Indianapolis	L 83-77
Lewis	W 76-70	@St. Joseph's	L 82-70			Indianapolis	L 71-45	Northern Kentucky	L 83-82
@Kentucky State	W 114-94	@Lewis	W 94-75	1994-1995 (10-17, 4-14)		Northern Kentucky	L 70-56	@Quincy	L 71-60
@St. Joseph's	L 80-79	IUPU-Indianapolis	W 94-81	OPPONENT	RESULT	@Knoxville	W 99-81	@Missouri-St. Louis	W 81-79
@Indianapolis	L 82-77	@Kentucky State	L 81-75	Spalding	L 87-71	Kentucky Wesleyan	L 63-47	Kentucky Wesleyan	L 75-66
Ashland	W 87-77	Ashland	W 85-77	Bethel	N W 74-66	@Lewis	W 69-63	@Wisconsin-Parkside	W 55-49
IUPU-Ft. Wayne	W 89-88	IUPU-Ft. Wayne	W 74-71	Longwood	W 67-43	@Southern Indiana	L 99-79	@Lewis	L 85-79
@Southern Indiana	L 88-76	@Indianapolis	L 67-54	@Oakland City	W 72-67	SIU-Edwardsville	W 70-54	SIU-Edwardsville	L 77-74
@Ky. Wesleyan	L 101-87	@Northern Kentucky	W 86-82	IUPU-Indianapolis	W 91-82	Quincy	L 70-64	Southern Indiana	L 76-58
Georgetown	W 83-75	Lewis	W 84-77	IU-Southeast	W 90-65	Missouri-St. Louis	W 72-64		
@No. Kentucky	W 92-75	St. Joseph's	L 57-52	@Georgetown	L 90-73	Asbury	W 98-72		
IUPU-Indianapolis	W 98-95	@Southern Indiana	W 85-84	IUPU-Ft. Wayne	W 86-83	IUPU-Ft. Wayne	W 78-49	1999-2000 (13-14, 8-12)	
No. Kentucky	W 97-82	@Kentucky Wesleyan	L 85-62	Ashland	L 74-72	St. Joseph's	W 75-63	OPPONENT	RESULT
Ky. Wesleyan	L 109-94			@Northern Kentucky	L 84-74	@Northern Kentucky	L 78-58	St. Andrews	W 82-64
Southern Indiana	W 78-75	1992-1993 (7-20, 4-14)		@Indianapolis	L 75-70	@Indianapolis	L 71-49	Augusta State	W 77-63
@IUPU-Ft. Wayne	L 112-94	OPPONENT	RESULT	St. Joseph's	W 70-62	@Kentucky Wesleyan	L 74-64	@Kentucky State	L 87-84
@Ashland	L 75-47	IU-Southeast	W 82-63	Lewis	W 89-67	Wisconsin-Parkside	W 58-56	@Quincy	L 76-69
Indianapolis	W 103-87	Bethel	N L 86-69	@Kentucky Wesleyan	L 108-83	Southern Indiana	L 65-60	@Mo.-St. Louis	L 73-58
St. Joseph's	W 85-81	Union	W 67-46	@Southern Indiana	L 70-64	SIU-Edwardsville	W 83-70	@Kentucky Wesleyan	L 76-72
@Lewis	L 85-84	Central Missouri State	W 62-59	@IUPUI	L 115-108	@Missouri-St. Louis	W 80-71	@Patten	W 80-61
Kentucky State	W 100-99	IUPU-Indianapolis	L 88-84	@Kentucky State	L 85-71	@Quincy	L 67-59	@Holy Name	W 83-81
		@Georgetown	L 93-90	Indianapolis	L 106-77			Kentucky State	W 93-84
1990-1991 (24-6, 14-4)		John Carroll	L 54-53	Northern Kentucky	L 75-64	1997-1998 (17-10, 11-7)		Indianapolis	L 87-74
OPPONENT	RESULT	St. Joseph's	L 75-64	@Lewis	L 71-58	OPPONENT	RESULT	@Northern Kentucky	L 96-83
IU-Southeast	W 91-62	Lewis	W 79-76	@St. Joseph's	L 58-52	@St. Vincent	L 83-59	IUPU-Ft. Wayne	L 102-87
Grace College	N W 113-93	@Indianapolis	L 73-70	Southern Indiana	L 76-72	Spalding	W 86-39	St. Joseph's	W 72-61
Fayetteville State	W 96-85	@Northern Kentucky	L 87-82	Kentucky Wesleyan	L 88-77	Alabama-Huntsville	W 67-59	@Southern Indiana	L 84-73
@Thomas More	W 103-96	Kentucky Wesleyan	L 86-72	SIU-Edwardsville	W 82-69	@Missouri-St. Louis	W 84-67	@SIU-Edwardsville	L 86-74
Wilberforce	W 95-75	Southern Indiana	L 93-82	Kentucky State	W 77-71	@Quincy	W 87-75	Lewis	L 76-64
@Eastern Kentucky	L 84-77	@IUPU-Ft. Wayne	L 102-75	@Ashland	L 76-72	@McMurry	L 94-91	Wisconsin-Parkside	W 64-57
Bethel	W 92-86	@Ashland	L 68-64	@IUPU-Ft. Wayne	L 81-78	@St. Edwards	W 72-59	Missouri-St. Louis	W 78-77
@Georgetown	W 102-85	SIU-Edwardsville	L 78-68			@Schreiner	W 76-71	Quincy	W 75-73
@Kentucky Wesleyan	L 80-72	@Kentucky State	L 92-63	1995-1996 (12-16, 5-15)		Southern Indiana	L 85-84	@St. Joseph's	W 85-65
@Southern Indiana	W 86-84	Northern Kentucky	L 76-72	OPPONENT	RESULT	SIU-Edwardsville	L 72-67	@IUPU-Ft. Wayne	W 96-90
SIU-Edwardsville	W 99-95	Indianapolis	W 61-55	Knoxville	W 107-64	Kentucky Wesleyan	L 69-66	Kentucky Wesleyan	L 66-59
@Kentucky State	W 86-84	@Southern Indiana	L 105-76	@Spalding	W 90-77	@Northern Kentucky	L 81-69	SIU-Edwardsville	W 91-85
IUPU-Ft. Wayne	W 101-87	@Kentucky Wesleyan	L 77-54	Kentucky State	W 87-58	IUPU-Ft. Wayne	W 75-59	Southern Indiana	L 93-78
Ashland	W 96-82	Ashland	L 74-70	@Kentucky Wesleyan	L 90-75	St. Joseph's	W 84-64	@Wisconsin-Parkside	W 64-61
@Northern Kentucky	W 79-73	IUPU-Ft. Wayne	L 83-71	@IUPU-Ft. Wayne	L 79-74	Oakland City	W 87-60	@Lewis	L 86-81
@Indianapolis	W 103-93	@IUPUI	L 76-75	@St. Joseph's	L 76-63	@Wisconsin-Parkside	W 73-71	Southern Indiana	N L 87-81
St. Joseph's	W 85-79	Kentucky State	W 69-65	Quincy	L 78-75	@Lewis	L 74-66		
Lewis	W 93-69	@St. Joseph's	L 81-59	Lewis	W 95-79	@Kentucky Wesleyan	L 78-62	1999-2000 (13-14, 8-12)	
@IUPUI	W 106-87	@Lewis	W 66-54	@Bahamas	W 77-63	Indianapolis	W 84-79	OPPONENT	RESULT
Kentucky State	W 95-84			Marymount N	W 86-75	@Southern Indiana	W 89-74	St. Andrews	W 82-64
@Ashland	L 70-64	1993-1994 (11-16, 5-13)		Holy Family N	W 62-57	@SIU-Edwardsville	W 86-82	Augusta State	W 77-63
@IUPU-Ft. Wayne	L 92-89	OPPONENT	RESULT	@Indianapolis	L 81-69	Quincy	W 71-66	@Kentucky State	L 87-84
Indianapolis	W 90-83	Spalding	W 105-87	@Northern Kentucky	L 84-71	Missouri-St. Louis	W 77-57	@Quincy	L 76-69
Northern Kentucky	W 88-82	Missouri Baptist	N W 76-62	Wisconsin-Parkside	W 74-57	Transylvania	W 76-67	@Mo.-St. Louis	L 73-58
						@Indianapolis	W 65-63	@Kentucky Wesleyan	L 76-72

ALL-TIME RESULTS

@Patten	W 80-61
@Holy Name	W 83-81
Kentucky State	W 93-84
Indianapolis	L 87-74
@Northern Kentucky	L 96-83
IUPU-Ft. Wayne	L 102-87
St. Joseph's	W 72-61
@Southern Indiana	L 84-73
@SIU-Edwardsville	L 86-74
Lewis	L 76-64
Wisconsin-Parkside	W 64-57
Missouri-St. Louis	W 78-77
Quincy	W 75-73
@St. Joseph's	W 85-65
@IUPU-Ft. Wayne	W 96-90
Kentucky Wesleyan	L 66-59
SIU-Edwardsville	W 91-85
Southern Indiana	L 93-78
@Wisconsin-Parkside	W 64-61
@Lewis	L 86-81
Southern Indiana	N L 87-81

2000-2001 (14-13, 11-9)

OPPONENT	RESULT
Tiffin	L 81-76
Puerto Rico-Humacao	W 110-49
St. Edwards N	L 101-91
@Incarnate Word	W 70-69
Quincy	W 99-77
Mo.-St. Louis	W 69-65
Ky. Wesleyan	L 79-76
@Lipscomb	W 93-78
Christian Brothers	L 81-75
St. Joseph's	W 89-88
@IUPU-Ft. Wayne	W 74-67
@Lewis	L 76-63
@Wisc.-Parkside	W 69-62
@No. Kentucky	L 100-69
@Indianapolis	W 100-90
Southern Indiana	L 100-68
SIU-Edwardsville	W 87-70
@Mo.-St. Louis	L 66-50
@Quincy	L 78-71
Wisc.-Parkside	W 66-60
Lewis	W 79-69
@Ky. Wesleyan	L 81-67
Indianapolis	W 90-76
No. Kentucky	L 90-74
@SIU-Edwardsville	W 91-77
@Southern Indiana	L 113-86
St. Joseph's	N L 90-83

2001-2002 (12-15)

OPPONENT	RESULT
Erskine	W 70-53
Findlay	L 93-85
@SIU-Edwardsville	W 83-72
@Lewis	L 84-68
St. Joseph's	W 79-68
Indianapolis	L 83-65
Mid-Cont. College	W 103-75
@Christian Bros.	W 89-87
Ky. Wesleyan	L 73-59
Mercyhurst	N L 88-78
Western Wash.	N L 85-65
@Mo.-St. Louis	W 71-63
@Quincy	W 86-83
Lewis	L 80-60
Wisc.-Parkside	W 71-53
@Indianapolis	L 79-77
@No. Kentucky	L 76-72
@Ky. Wesleyan	L 90-62

@Southern Indiana	L 116-94
Quincy	L 86-77
SIU-Edwardsville	W 94-81
@Wisc.-Parkside	W 72-59
@St. Joseph's	W 90-74
No. Kentucky	L 95-73
Southern Indiana	L 103-56
Mo.-St. Louis	W 81-74
Lewis	N L 51-50

2002-2003 (10-18)

OPPONENT	RESULT
Bryant	N L 74-70
Presbyterian	N L 84-74
Lake Superior St.	N L 86-77
Bluefield State	W 103-68
Ashland	L 120-115
IU-Southeast	W 96-90
Mo.-St. Louis	L 77-68
Southern Indiana	W 82-80
No. Kentucky	L 106-85
Spalding	W 92-80
@Oakland City	W 99-89
Kentucky State	W 90-80
@St. Joseph's	L 106-95
SIU-Edwardsville	L 65-62
Quincy	W 110-101
@So. Indiana	L 107-82
@Ky. Wesleyan	L 110-77
@No. Kentucky	L 75-68
@Indianapolis	L 82-73
Wisc.-Parkside	W 100-95
Lewis	L 99-88
@Quincy	L 77-75
@Mo.-St. Louis	W 78-67
Ky. Wesleyan	L 89-85
Indianapolis	L 104-97
St. Joseph's	W 112-104
@Lewis	L 91-66
@SIU-Edwardsville	L 84-76

2003-2004 (9-18, 6-14)

OPPONENT	RESULT
@Kentucky State	L 101-83
Oakland City	W 85-78
Winston Salem	L 76-71
Southern Indiana	L 71-60
Mo.-St. Louis	L 85-78
@Illinois State	L 87-53
@SIU-Edwardsville	L 68-53
@Lewis	L 96-75
@Mercyhurst	L 74-70
Missouri-Rolla	W 90-86
Mercyhurst	W 72-57
St. Joseph's	W 81-68
Indianapolis	W 89-81
Ky. Wesleyan	L 89-63
@Mo.-St. Louis	L 85-74
@Quincy	W 74-69
Lewis	L 81-69
Wisc.-Parkside	W 84-81
@Indianapolis	L 95-85
@No. Kentucky	L 100-87
@Ky. Wesleyan	L 109-89
@Southern Indiana	L 113-69
Quincy	W 57-55
SIU-Edwardsville	W 89-67
@Wisc.-Parkside	L 77-58
@St. Joseph's	L 95-74
No. Kentucky	L 82-79

2004-2005 (9-18, 4-16)

OPPONENT	RESULT
Delta State	W 91-69
Cincinnati Clermont	W 111-63
Temple Baptist	W 108-47
No. Kentucky	W 64-60
@St. Joseph's	L 99-84
@Wisc.-Parkside	L 84-78
Quincy	W 90-83
@Delta State	L 98-84
Oakland City	W 71-65
SIU-Edwardsville	L 86-70
Temple Baptist	W 104-61
@Southern Indiana	L 109-73
@Ky. Wesleyan	L 97-84
@No. Kentucky	L 85-79
@Indianapolis	L 100-82
Wisc.-Parkside	L 93-82
Lewis	L 93-87
@Quincy	L 86-62
@Mo.-St. Louis	W 89-72
Ky. Wesleyan	L 70-60
@Oakland City	L 79-73
Indianapolis	L 87-72
St. Joseph's	W 99-96
@Lewis	L 69-65
@SIU-Edwardsville	L 83-53
Mo.-St. Louis	L 62-59
Southern Indiana	L 73-59

2005-2006 (14-14, 11-8)

OPPONENT	RESULT
@Ala.-Huntsville	L 79-70
Wayne State	W 85-77
Delta State	L 83-77
Central State N	W 79-60
Glenville State N	W 101-80
Drury	L 69-64
Rockhurst	W 67-59
@St. Joseph's	L 77-61
@Delta State	L 76-65
Alabama-Huntsville	L 62-50
@Wayne State	L 68-59
Southern Indiana	L 95-76
Ky. Wesleyan	W 70-69
@Missouri-Rolla	W 72-55
@Mo.-St. Louis	L 92-89
Wisc.-Parkside	W 62-58
Lewis	W 67-65
@Indianapolis	W 58-57
@No. Kentucky	L 75-63
@Quincy	W 106-102
@SIU-Edwardsville	L 67-53
St. Joseph's	L 77-55
Indianapolis	W 71-57
No. Kentucky	W 84-64
@Ky. Wesleyan	W 77-69
@Lewis	L 75-73
@Wisc.-Parkside	W 90-83
Drury	N L 79-77

2006-2007 (12-15, 8-11)

OPPONENT	RESULT
@S.C. Upstate	W 82-73
Limestone N	L 84-74
No. Kentucky	W 78-66
SIU-Edwardsville	L 54-44
Quincy	W 81-67
St. Joseph's, Pa.	N L 75-63
Ohio University	N L 91-74
@Louisville	L 76-64
Lindsey-Wilson	W 88-67


California, Pa.	N W 82-75
Gannon	N W 81-65
@Lewis	L 71-66
@Wisc.-Parkside	L 93-76
Mo.-St. Louis	W 73-53
Missouri-Rolla	W 85-72
@Southern Indiana	L 88-80
@Drury	W 75-61
St. Joseph's	W 73-64
Indianapolis	L 66-64
@Rockhurst	L 75-72
@Drury	L 81-67
Wisc.-Parkside	W 71-63
Lewis	L 103-99
Ky. Wesleyan	W 72-69
@No. Kentucky	L 91-82
@Indianapolis	L 71-68
@St. Joseph's	L 81-74

2007-2008 (17-11, 11-8)

OPPONENT	RESULT
Hillsdale	W 80-71
@Tusculum	W 81-75
Lincoln Memorial N	W 82-70
NW Missouri State N	L 67-60

ALL-TIME COACHING RECORD

YEARS	COACH	RECORD	PCT.	GLVC	PCT.
1950-52	Norb Raque	12-19	.387		
1952-55	Eddie Weber	31-35	.470		
1955-57	Paulie Miller	19-24	.442		
1957-59	Gene Kenney	23-27	.460		
1959-66	Alex Groza	91-77	.542		
1966-71	Jim Spalding	71-60	.542		
1971-94	Joe Reibel	346-277	.555	117-116	.502
1994-98	Bob Valvano	55-54	.505	23-53	.303
1998-02	Charlie Just	50-59	.459	37-45	.451
2002-05	Chris Pullem	28-54	.341	15-44	.341
2005-	Scott Davenport	43-40	.518	30-27	.526



BELLARMINE LEADERSHIP

DR. JOSEPH J. MCGOWAN, PRESIDENT

Dr. Joseph J. McGowan was appointed as Bellarmine University's third president in 1990. He came to the position uniquely qualified, having served for twenty-one years at Fordham University in New York as vice president and dean. Prior to that he was an admissions and financial aid officer at the University of Notre Dame. He received his doctorate in higher education from Columbia University in New York and earned his bachelor's and master's degrees from the University of Notre Dame. He also is a graduate of Harvard University's Institute for Educational Management.

Dr. McGowan led the transformation of Bellarmine College to Bellarmine University, which has been named as one of the region's best comprehensive schools by U.S. News and World Report for 15 continuous years. Bellarmine University also is regularly recognized by the Princeton Review in its annual "Best 368 Colleges," and this year in Forbes.com's listing, Bellarmine is rated in the top 100 of all colleges and universities in the United States.

With the creation of 20 new academic programs centered on the revised liberal arts core, Bellarmine has experienced a 45% increase in full-time undergraduate enrollment and a 60% increase in total

full-time enrollment over the past ten years. Our student quality and program quality remain at all-time highs as demonstrated by our ACT/SAT score and accreditation indicators.

Student life has been enriched by the establishment of Campus Ministry, a Student Counseling Center, Health Center, and Commuter Student Center. The number of residence students grew from 476 to 850. The Athletic program focus has resulted in an increase in intercollegiate sports teams from 15 to 19 and groundbreaking for our new Owsley Frazier Stadium.

Under Dr. McGowan's leadership, providing resources for Bellarmine has been very successful as efforts have resulted in an increase of over 21% in the University's operating budget revenue over a 3-year period. The beautiful 135-acre campus has seen an increase in the number of buildings from 15 in 1990 to



40 buildings today, providing 810,000 square feet of wonderful teaching and living space -- while winning 11 architectural awards.

In addition to his leadership on the Bellarmine campus, Dr. McGowan is active in the civic and service life of the community, Commonwealth and nation. He most recently served on the boards of the National Association of Independent Colleges and Universities of which he is Vice Chair, the American Council on Higher Education, the Council of Independent Colleges, the Executive Committee of Greater Louisville Inc., the Association of Independent Kentucky Colleges and Universities, Kentuckiana Metroversity, the Frazier International History Museum, and the J. B. Speed Art Museum.

In Vision 2020, Dr. McGowan has newly envisioned Bellarmine University as the premier independent Catholic university in the South and thereby the leading private university in the Commonwealth and region, and presently is involved in building the University's faculty, academic and student life, and building the resources to realize Vision 2020.

DR. FRED RHODES, VICE PRESIDENT FOR ACADEMIC AND STUDENT LIFE



Dr. Fred W. Rhodes was appointed Vice President for Student Affairs and Dean of Students at Bellarmine University in 1991 and currently serves as Vice President for Academic and Student Life.

Under Dr. Rhodes' leadership, Academic and Student Life are thriving in their mission of providing services to students in the areas of career services, counseling, internships, student activities, residence life, campus ministry, service learning and volunteerism, disability services, international and minority student services, intramural sports, wellness and health services, library, registrar, Merton Center,

food services and athletics. He is also involved in service learning and volunteerism in the Louisville area and has created volunteer experiences for students and faculty in Central and South America and the Caribbean. Dr. Rhodes has taught at the University of South Florida, University of Tennessee, University of Louisville and Bellarmine University. He has served on student affairs faculty programs at the University of South Carolina, University of Arizona, Emory University, Tulane University, Clemson University and the University of Georgia. Dr. Rhodes was named a Fulbright Scholar in 2007.

Before joining Bellarmine, Dr. Rhodes served in student affairs posts at the University of Louisville and the University of Central Arkansas. He received his doctorate in education from Mississippi State University; his M.S. from the University of Tennessee; and his bachelor's was earned (with honors) at Maryville College. Dr. Rhodes has also done post-graduate study at Harvard University.

Dr. Rhodes is a member of numerous professional organizations and has served in leadership positions in organizations such as the Southern Association of College Student Affairs (SACSA), the National Association of Student Personnel Administrators (NASPA), and the College Personnel Associations of Arkansas and Kentucky. Dr. Rhodes is the recipient of NASPA's John Jones Award for Outstanding Service as Dean in the Southeast and the Melveen D. Hardy Award for outstanding contributions in research and service to the profession of Student Affairs administrators.

SCOTT WIEGANDT, DIRECTOR OF ATHLETICS



Scott Wiegandt is in his fifth year as athletics director of Bellarmine University, after serving the previous two years as assistant athletics director. During his tenure, the Bellarmine athletics program has shown major improvements within the GLVC, jumping from 8th among 11 schools during his first year to currently ranking fifth out of 13 schools in the 2008-09 All-Sports Trophy standings.

Facilities also have seen a dramatic upgrade. The construction of Owsley B. Frazier Stadium and the Eddie Weber Tennis Complex, as well as renovations to Knights Hall and the baseball and

softball facilities, have come under Wiegandt's watch. He also oversaw the addition of Division I men's lacrosse.

Wiegandt is a member of the National Association of Collegiate Directors of Athletics, the National Association of Athletic Development Directors, the national board of directors for the Division II Athletics Directors Association, and the board of directors of the Greater Louisville Sports Commission. Previously, he served on the GLVC's executive committee and basketball championship committee and the St. Catherine's College Advisory Board.

Wiegandt began his affiliation with Bellarmine as a student and a pitcher on the baseball team. He was an NCAA Division II All-American in 1989, the same year he earned his degree in biology. When selected by the Philadelphia Phillies in the 1989 draft, Wiegandt began a 10-year professional baseball career, spending eight seasons with the Phillies' and one each with the St. Louis Cardinals' and Pittsburgh Pirates' organizations. He posted a 2.97 career ERA in over 400 appearances, including five seasons at AAA.

After teaching and coaching at Holy Cross High School, Wiegandt returned to Bellarmine to coach the baseball team and earn his master's degree. He served as head coach for four seasons before moving into his administrative duties.

Wiegandt is married to the former Danielle Atzinger, who holds two graduate education degrees from Bellarmine. She is currently principal at Holy Cross High School. They have three children: Caleb, 6; Callie, 4; and Cole, 1.

KNIGHTS' ATHLETIC STAFF

Administration



Skip Welch
Asst. Dir. of Athletics/
Dir. of Event Mgmt./
Golf Course Pro



Jim Vargo
Asst. Director of Athletics/
Director of Recruiting



Marilyn Staples
Asst. Director of Athletics/
Sr. Women's Administrator



Ann Jirkovsky
Faculty Athletics Rep.



Linda Burt
Athletics Secretary/
Office Manager



Traci Siemens
Administrative Assistant



David Krebs
Head Athletic Trainer



Suzie Enos
Assistant Athletic
Trainer



Brad Blustone
Assistant Athletic
Trainer



John Spugnardi
Sports Information
Director



Jon Auten
Asst. Sports
Information Director

Head Coaches



Deron Spink
Baseball



Scott Davenport
Men's Basketball



David Smith
Women's Basketball



Jim Vargo
Men's and Women's
Cross Country/Track &
Field



Don Hubbuch
Field Hockey



Ernie Denham
Men's Golf



Art Henry
Women's Golf



Jack McGetrick
Lacrosse



Tim Chastonay
Men's & Women's
Soccer



Renee Hicks
Softball



Todd Murphy
Men's Tennis



John Mican
Women's Tennis




Dan Palmer
Volleyball

ATHLETIC FACILITIES



OWSLEY B. FRAZIER STADIUM

In the fall of 2007, Bellarmine dedicated the \$5.1 million Owsley B. Frazier Stadium on the school's campus, just off of Newburg Road. This state-of-the-art facility is now the home of Bellarmine's soccer, field hockey, lacrosse, and track teams. The artificial field surface, called the Joseph P. and Janet A. Clayton Field, was installed by the Motz Group and is the same "24/7" product as can be found at the football fields used by the Miami Dolphins and the University of Kentucky. The track facilities include an eight-lane dual-durometer polyurethane poured surface provided by Benyon Sport Surfaces, as well as three long jump pits, two pole vault areas, a high jump pit, and a water steeplechase pit. The field can also be fully lit for night play. It seats approximately 2,000 spectators and has a concession stand and press box facility.



KNIGHTS FIELD

Bellarmino's baseball and softball teams each have a home at Knights Field. Both diamonds are natural grass and are located on campus. The baseball field was built in 1954 and has been renovated several times. It now features an elevated press box overlooking home plate as well as covered dugouts, bullpens, a batting cage and a large electronic scoreboard in right field. The field dimensions are 360 feet down the left field line (where the fence is now 20-foot high), 385 feet to dead center, and 340 feet down the right-field line.

The softball field has a full service concession stand located behind home plate as well as covered dugouts and an electronic scoreboard located in left field. The field dimensions are 190 feet down the foul lines and 220 feet to center. Both fields have bleacher seating to accommodate 300 spectators as well as ample hillside grass seating.



KNIGHTS HALL

Knight's Hall is home to Bellarmine basketball and volleyball. Built in 1960, Knight's Hall has an atmosphere all its own and can seat up to 3,000 passionate Knight fans. While "retro" in appearance, Knight's Hall has plenty of modern amenities. The newly remodeled President's room, complete with couches and a bar, overlooks the court from the east baseline, while the recently re-painted court includes the BU logo and the NBA charge line. The scorers' bench features five back-lit tables and a modern sound and public address system.

Besides housing all of Bellarmine's home basketball and volleyball contests, Knight's Hall is also used for numerous high school games, graduation ceremonies, and concerts. The Hall was dedicated in 1960 with a home game against the University of Louisville and has since featured some great matchups starting in the '60s with rival and NAIA national champion Kentucky State, to Fly Williams and his teams from Austin Peay, all the way up to the Knight's women's basketball regional championship games of the '90s. The arena has also hosted some very special guests including Mother Teresa, the Grateful Dead, Jimmy Buffett and Pete Rose among others. In 2007, Knight's Hall was featured on ESPN when NBA greats such as Bill Walton, Darrell Griffith, and Kenny "Sky" Walker judged the McDonald's High School All-American Slam Dunk Contest.



SURF CENTER

The Student Recreation and Fitness Center (SuRF) contains three indoor tennis courts, six new outdoor courts, an exercise and fitness area, a free play area, locker rooms, offices and a student lounge. The exercise floor is supplied with treadmills, bikes, elliptical weight machines and free weights. Floor mats are also available for stretching. Table tennis and a pool table are also available.

BELLARMINE UNIVERSITY & LOUISVILLE, KY

BELLARMINE UNIVERSITY

Bellarmino University is an independent, liberal arts, Catholic university, founded in 1950 by the Archdiocese of Louisville. In 1968, Bellarmine merged with Ursuline College and became an independent university governed by a self-perpetuating Board of Trustees. Bellarmine continues in the Catholic tradition, the oldest continuing tradition of higher education in the history of the world. The university is named for Robert Bellarmine, Jesuit, Cardinal and Saint. Our spiritual and ethical role model is Trappist Monk and author Thomas Merton, champion of social justice, peace, ecumenism, ecology, and contemplative practice. Merton's works are collected at the world-renowned Merton Center on Bellarmine's campus.

Five miles from downtown Louisville, Bellarmine is set in the Highlands neighborhood. Our scenic 135-acre campus consists of 29 buildings featuring the Norton Health Science Center, the W.L. Lyons Brown library, seven residence halls, a chapel in the woods, campus center, and recreational facilities, such as indoor and outdoor tennis courts; a fitness center; golf course; sand volleyball court; and athletic fields including a state-of-the-art stadium that's home to lacrosse, soccer, field hockey, and track & field.

The heart and soul of Bellarmine is our talented and caring faculty. The university boasts one hundred and seventeen full-time faculty, with 81 percent holding a Ph.D. or the highest degree in their field. With a 13-to-1 ratio of students to faculty and an average class size of 19, Bellarmine students get personal, considerate attention in small-class settings.

A diverse student body from 30 states and 17 foreign countries studies at Bellarmine. Our total enrollment is approximately 2,550 of which 1,737 are full-time undergraduate students.

Bellarmino offers semester, yearlong and summer study-abroad programs in 58 countries on six continents. We also offer a comprehensive internship program, ensuring that Bellarmine students get on-the-job access to real-world job experience in the field of their choice.

Bellarmino offers more than 50 majors in the



arts and sciences, business, education, nursing and health sciences. We also offer a five-year Accounting/MBA program. Graduate degrees include MBA, Executive MBA, MA in Communication, MSN, MA Education MAT, MSLA (Laboratory Science), MAIT (Applied Information Technology), MA Spirituality and Doctor of Physical Therapy. For a complete list of majors and programs available, please visit www.bellarmino.edu/programs.

LOUISVILLE—A SPORTS LOVER'S TOWN

Although Louisville ranks as the 16th largest city in America, it is able to maintain its small town charm and feel while offering all the big city amenities: an award-winning arts scene with top level theater, music and visual arts; a parks system designed by Frederick Law Olmsted that is the envy of cities nationwide; a vibrant downtown life, recently invigorated with the addition of 4th Street Live, Waterfront Park, Louisville Slugger Field, Extreme Park, the state-of-the-art Ali Museum honoring

the "greatest," and the e-Main USA Technology corridor; and a zoo that offers world-class exhibits such as the Gorilla Forest, which recently earned special recognition from the American Zoological Association.

Louisville is a sports lovers' city. Home to the world-famous Kentucky Derby, Louisville each year welcomes hundreds of thousands of race fans to Churchill Downs to experience the most exciting two minutes in sports. But Louisville has so many more

sporting thrills to offer. The Louisville Bats, the Triple-A affiliate of the Cincinnati Reds, play ball in downtown Louisville's charming Slugger Field. And, of course, Louisville is home to the famous Louisville Slugger, whose headquarters offer daily bat factory tours and an interactive museum full of baseball memorabilia.

The city also boasts Freedom Hall, a 19,000-seat arena that has hosted six NCAA Final Fours, along with countless college and high school games, NBA exhibition games, minor-league hockey contests, and Arena Football League games. And the Muhammed Ali Center celebrates the values and life of The Greatest Of All Time.

Louisville's golf courses are some of the finest in the Midwest, as evidenced by the PGA's selection of Jack Nicklaus-designed Valhalla for the 1996 and 2000 PGA Championships, the 2004 Senior PGA Championship, and the 2008 Ryder Cup.

With its renowned Olmstead Parks System and ambitions new "City of Parks," Louisville is also a paradise for amateur sports lovers. The thrilling Extreme Park offers excitement for skaters, skateboarders, and bikers, including 40,000 square feet of skating surface and a 24-foot full pipe. The city's parks offer everything from hiking to golf to tennis to soccer, to Frisbee golf. And the beautiful Ohio River is a spectacular playground for boating, skiing, and fishing.

With all of that going for it, it's little wonder that Places Rated Almanac consistently ranks Louisville as one of the best places to live in America.




NOTABLE BELLARMINE PERSONALITIES

CLAYTON



WELLEMEYER



VALVANO



MACLEOD



LAMKIN



JOHN MACLEOD '59

After earning 10 letters in basketball, baseball and track at Bellarmine, MacLeod went on to a highly successful coaching career, including 18 seasons of working the sidelines in the National Basketball Association. He ranks 10th in NBA history with 707 wins, and posted a winning percentage of .518 during his head coaching career with the Phoenix Suns, Dallas Mavericks, and New York Knicks. He led the Suns to the NBA Finals in 1976, where they lost to the Boston Celtics in six games. Three other times, he led his club to the Western Conference finals. MacLeod was selected to coach the NBA Western All-Star Team during the 1980-81 season. MacLeod also served six seasons as the head coach for the University of Oklahoma (1967-73) and eight seasons as the head coach at the University of Notre Dame (1991-99) where he was named Big East Coach of the Year in 1997.

JOSEPH P. CLAYTON '71

Clayton is currently Chairman of the Board of Sirius Satellite Radio, after taking over as Chief Executive Officer of the company back in 2001. He has also held senior executive positions with companies such as RCA, GE, Frontier, and Thompson. At Thompson, he oversaw the launch of DirecTV Satellite Television, the most successful product introduction in consumer electronics history.

TED WADE '04 (Honorary)

Wade became the first African-American to play college basketball at a predominately white college in the state of Kentucky when he suited up for Norb Raque's Bellarmine Knights during the 1950-51 season.

LIZ CURTIS HIGGS '90

Higgs is an award-winning radio show host, author, and speaker. She has appeared on talk shows on PBS, A&E, and MSNBC and she currently has 22 books to her credit with over 3 million copies in print.

BUDDY COX '84

Cox became the first Bellarmine basketball player to be selected in the NBA draft when the Phoenix Suns chose him in the ninth round in 1984. He was also invited to the Indiana Pacers camp and later signed with the Louisville Catbirds in the Continental Basketball Association.

TODD WELLEMEYER

On May 15, 2003, Wellemeyer became the first former Knight to play in a Major League Baseball game. He picked up the save for the Chicago Cubs in a 17-inning marathon against the Milwaukee Brewers, becoming the first Cub to ever earn a save in his debut appearance. Wellemeyer was drafted in the fourth round of the 2000 MLB draft by Chicago and played three seasons with the Cubs organization. In 2006, he was traded to the Florida Marlins and then the Kansas City Royals. In 2007, he started with Kansas City, but was traded to the World Champion St. Louis Cardinals and was moved from a middle reliever to their starting rotation. For his career, Wellemeyer has appeared in over 120 games, throwing over 220 innings and is approaching the 200 strikeout mark.

BOB VALVANO

Although not a Bellarmine graduate, Valvano coached the Bellarmine men's basketball team from 1994-98. Since that time, he has gone on to national fame as a media personality. He currently hosts the *V Show*, which airs nationally every Friday and Saturday evening on ESPN Radio. He also does color analysis for college basketball broadcasts across the country for ESPN television and does color for University of Louisville radio and television games. Valvano is the brother of Jim Valvano, who led North Carolina State to an improbable NCAA basketball national championship in 1983.

SCOTT WIEGANDT '89, '01

Wiegandt was an All-America pitcher at Bellarmine and was drafted in the 45th round of the 1989 MLB draft by the Philadelphia Phillies. He played 10 years in professional baseball, primarily in AAA, where he compiled a 2.97 ERA in over 400 appearances.

MARK LAMKIN MBA '05

Lamkin earned national fame through his selection as a candidate on Donald Trump's reality show, *The Apprentice*. He appeared in the fourth season of the show, which aired in the fall of 2005. He also owns his own business, Lamkin Wealth Management, which has vaulted to the top two percent of LBL firms in just three and a half years. He has also authored a book titled *Millionaire's Roadmap*.



GLVC
GREAT LAKES VALLEY
CONFERENCE
 NCAA DIVISION II



SPORTSMANSHIP

THE GREAT LAKES VALLEY CONFERENCE IS IN ITS 31ST YEAR OF PROMOTING CHAMPIONSHIPS AND COMBINING ACADEMIC AND ATHLETIC EXCELLENCE IN COLLEGIATE ATHLETICS. THE GLVC IS ALSO CONTINUING TO BUILD ON ITS COMMITMENT OF 'GOOD SPORTSMANSHIP' AND IS AGAIN PLACING FURTHER EMPHASIS ON THE IDEAL FOR THE 2008-09 ATHLETIC SEASON OF COMPETITION. THE LEAGUE HOPES TO BUILD ON THE STRONG FOUNDATION OF SPORTSMANSHIP THE LEAGUE, ITS MEMBERS, STUDENT-ATHLETES AND FANS HAVE DEMONSTRATED OVER THE PAST 30 YEARS AND TO CONTINUE THIS INITIATIVE FOR YEARS TO COME.

"THE PRESIDENTS, FACULTY ATHLETIC REPRESENTATIVES, ATHLETICS DIRECTORS, SENIOR WOMAN ADMINISTRATORS AND COACHES IN THE GREAT LAKES VALLEY CONFERENCE ARE COMMITTED TO MAINTAINING SPORTSMANSHIP AND HEALTHY COMPETITIVE ENVIRONMENTS. THE GLVC WILL STRIVE TO PROMOTE ENVIRONMENTS THAT ARE HOSPITABLE; THE CONFERENCE DOES NOT BELIEVE

THAT IT IS DESIRABLE TO CREATE A HOSTILE ENVIRONMENT FOR INTERCOLLEGIATE ATHLETIC CONTESTS. THE MEMBERS BELIEVE THAT PART OF THE MISSION OF INTERCOLLEGIATE ATHLETIC PROGRAMS, WITHIN AN EDUCATIONAL CONTEXT, SHOULD BE TO SET AN EXAMPLE FOR STUDENTS AND COMMUNITIES OF HOW TO ACT WITH SPORTSMANSHIP AND RESPECT FOR OPPONENTS.

THEREFORE, THE GLVC EXPECTS ALL PARTICIPANTS TO TREAT OPPONENTS AND OFFICIALS WITH RESPECT. FAILURE TO DO SO MAY LEAD TO PENALTIES. TRASH TALKING, TAUNTING, BAITING, CELEBRATIONS THAT Demean OPPONENTS, VULGAR OR PROFANE LANGUAGE, INTIMIDATING ACTIONS, FIGHTING, ATTEMPTS TO INJURE, AND ANY OTHER MALICIOUS OR VIOLENT CONDUCT MAY BE PENALIZED BY CONTEST OFFICIALS AND/OR THE CONFERENCE. AT THE SAME TIME, THE CONFERENCE HAS NO DESIRE TO TAKE AWAY THE JOY AND EXUBERANCE THAT NATURALLY OCCURS FOLLOWING AN EXCITING PLAY OR CONTEST. RATHER, THE INTENT OF THE

CONFERENCE IS TO ENCOURAGE SPORTSMANSHIP AND HONEST COMPETITION."

IN THE 2007-08 ACADEMIC YEAR, THE GLVC IMPLEMENTED A SPORTSMANSHIP AWARD TO HONOR THE INSTITUTIONS, TEAMS AND FANS THAT BEST DISPLAY THE SPORTSMANSHIP IDEAL THE LEAGUE HAS STRIVEN TO ACHIEVE. FOLLOWING THE COMPLETION OF EACH ATHLETIC SEASON, THE STUDENT-ATHLETES PARTICIPATING IN LEAGUE CONTESTS WILL BE GIVEN THE OPPORTUNITY TO SELECT THE TOP THREE OPPOSING TEAMS WHOSE COACHES, STUDENT-ATHLETES AND FANS BEST DEMONSTRATED 'GOOD SPORTSMANSHIP'. FOLLOWING THE CONCLUSION OF THE 2008-09 SEASONS, THE INSTITUTION WITH THE HIGHEST PERCENTAGE OF TEAMS REPRESENTED IN THE VOTING WILL BE PRESENTED THE 2008-09 SPORTSMANSHIP AWARD.



M e t r o M e d i c a l S o l u t i o n s L L C



(502) 217-1664
215 Central Avenue # 212,
Louisville, KY 40208

United
ELECTRIC CO.

Electrical Contractors
502-459-5242

**The Indoor Air Quality &
Environmental Microbiology Experts**

Kentucky's 1st



Accredited

**Environmental
Microbiological Laboratory**

**Infection Prevention and Control
Indoor Air Quality Assessments**

When disaster strikes...

Trust the same experts providing solutions to hospitals since 1993.

www.estechlab.com



**Environmental
Safety
Technologies**



Century Mortgage is a proud sponsor of Bellarmine Athletics

For all your mortgage needs, contact Bryan Wiegandt at 502.753.4176.



We're behind you all the way. In fact, we're doing the wave right now.

PNC Bank is a proud supporter of Bellarmine University.

HIGHLANDS OFFICE
2292 BARDSTOWN ROAD
502-212-6061



SHIVELY SPORTING GOODS

Since 1968...

*Equipment and uniform supplier for Bellarmine Athletics
See Shively for all your sporting goods needs.*

4006 Dixie Hwy. • Louisville, KY • 502.488.7272 • 800.813.0335

**THE O'SHEA'S FAMILY OF RESTAURANTS
WISHES THE BELLARMINE KNIGHTS
A WINNING SEASON!**



956 BAXTER AVE.
THE HIGHLANDS
502/589-7373



**Flanagan's
Ale House**
934 BAXTER AVE.
THE HIGHLANDS
502/585-3700

The O'Shea family has been operating cozy pubs and restaurants in Louisville for generations. At each of our family-owned pubs you will always find:

Excellent food • Outstanding service • Craft and Specialty Beers on tap

Join us for **Lunch, Dinner, and Late Night**

Slàinte! We hope to see you soon!

ARCHITECTS, ENGINEERS & BUSINESS FRIENDS WORKING FOR THE FUTURE OF BELLARMINE

voelker.blackburn.niehoff
architects
 www.vbnarchitects.com 502.589.5674



Windows And Doors
 New And Replacements

Aluminum Storefronts
 Mirrors & Showerdoors

WALLACE COMPANY
GLASS & GLAZING

Buddy Wallace
 Office (502) 957-7465
 Cell (502) 541-1275
 Fax (502) 957-3047
 Email buddywallace@alltel.net

Wallace Company, Inc.
 P.O. Box 19825
 Lou., KY 40259-0825

Phillip Bills, AICP
 Gregg Bennett, L.A.

BT *Engineering, Inc.*

Civil Engineering
 Landscape Architecture
 Structural Engineering
 Site Development
 Traffic Engineering
 Planning & Zoning
 Wireless Telecom
 Surveying

3001 Taylor Springs Drive Louisville, Kentucky 40220 p. 502.459.8402 f. 502.459.8427

ID
 Industrial Disposal company
638-9000

Industrial Disposal:
New IDEas
 in Waste Collection

AMPRO
 AMERICAN PROFESSIONAL
 PEST CONTROL SERVICES

OFFICE 968-2500
(502) 458-5000

LARRY T. TOMES

4627 PINWOOD RD.
 LOUISVILLE, KENTUCKY 40218 REPRESENTATIVE

U1st

Gary Myers Jr.
 Branch Manager

UniFirst Corporation
 1702 Cargo Court
 Louisville, Kentucky 40299
 (502) 499-9820
 Fax (502) 499-9815
 www.unifirst.com
 Gary_myers@unifirst.com

Uniforms that enhance your
 business image

Creative
 KITCHEN & BATH

4504 Bishop Lane • Louisville, KY 40218 • (502) 657-0248
www.creativekitchenandbath.net



MASTERS' SUPPLY, INC.
 EMPLOYEE OWNED

4505 Bishop Lane • Louisville, KY 40218 • (502) 459-2900
www.masterssupply.net

**COMPLIMENTS OF
 SERVICE UNIVERSAL
 DISTRIBUTORS.**

*Trust our Expert Staff
 to Ensure Happy Memories
 For Years To Come*

*Bay Ridge
 Portrait Studios*

www.bayridgeportraits.com

THOMPSON

SIZEMORE

& GONZALEZ

PROFESSIONAL ASSOCIATION



KNIGHTS TRAVEL



Contact Kaelin Rybak, Certified Travel Consultant and Master Cruise Counsellor for all your travel needs. Whatever you need, Kaelin can help. Kaelin specializes in tours, cruises, ski get-aways and all-inclusive packages. Personal attention and experienced service make your vacation dreams come true.

Fly by Knights...it's the only way to go!

KAELIN RYBAK ~ 2525 BARDSTOWN ROAD ~ LOUISVILLE, KY 40205

PHONE (502) 292-4749 ~ FAX (502) 292-6934 ~ 1-866-891-1652 ~ E-MAIL: kaelin@knightstravel.com

KNOWLEDGE. VALUES. CONNECTIONS.



At Bellarmine we help you gear up for life – with challenging academics and supportive professors, surrounded by a vibrant social and professional community. Bellarmine helps you become your best self and make a positive difference in the world.

www.bellarmino.edu

BELLARMINE UNIVERSITY

Life Outfitter